

CHILEAN BLUEBERRY COMMITTEE CROP & EXPORTS REPORT

WEEK 44 (Oct 31th - Nov 6th 2022). EDITED WEEK 45

Powered by iQonsulting

EDITORIAL

Climate alert on blueberries

During week 44 there were frosts from the Southern part of the Maule Region to the Araucanía Region, but these were more intense in the Ñuble and Bio Bio Regions. It is estimated that 1,300 tons of fruit were lost that will not affect the estimated export because this type of event was considered in the forecast.

Also, during this week, there have been drizzles and main drizzles will be on Friday and to a lesser extent on Saturday. Drizzles will occur from the Metropolitan Region to the South. It should be noted that it is currently the region of Coquimbo that contributes the

most to exports (64%) and its fruit is in excellent condition and quality and won't be affected by drizzles. These will affect from the Metropolitan Region to the Ñuble Region, where harvests are observed at this time. It is estimated that the affected area is contributing only 19% to exports with a volume around 220 tons estimated for this week. The expected effects of the drizzle are splits and delays in harvest, but damaged fruit is easy to discard in packinghouse. The drizzles will be light and will not affect the fruit that still far to start harvests.

WEEKLY ADVANCE WEEK 44

| Month | Week | Export Progress (Ton) | | | | | Total (Ton) | | | Export Progress vs total 2021/22 | Organic | |
|-----------------------|------|-----------------------|------------|-----|------|-------|-------------|---------|------------------------|----------------------------------|---------|---------|
| | | 2022/23 | | | | | 2022/23 | 2021/22 | Accum 2022/23 | | Accum | Share % |
| | | USA | EUR. CONT. | UK | ASIA | OTHER | | | | | | |
| Oct | 40 | 5 | - | - | 94 | - | 99 | 148 | 228 | 0,21% | 2 | 1% |
| Oct | 41 | 11 | - | 12 | 77 | - | 100 | 228 | 328 | 0,31% | 19 | 6% |
| Oct | 42 | 23 | - | 27 | 178 | - | 227 | 213 | 555 | 0,52% | 47 | 8% |
| Oct | 43 | 45 | 16 | 28 | 193 | 2 | 283 | 256 | 839 | 0,78% | 111 | 13% |
| Nov | 44 | 99 | 16 | 8 | 209 | - | - | 234 | 1.171 | 1,09% | 217 | 19% |
| Total to W-44 2022/23 | | 183 | 32 | 75 | 879 | 2 | 1.171 | 107,178 | → Total season 2021/22 | | | |
| Total to W-44 2021/22 | | 547 | - | - | 798 | - | 1.345 | | | | | |
| Total to W-44 2020/21 | | 1.220 | 10 | 55 | 665 | 21 | 1.972 | | | | | |
| VAR 22/23 vs 21/22 | | -67% | | | 10% | | -13% | | | | | |
| VAR 22/23 vs 20/21 | | -85% | 203% | 36% | 32% | -90% | -41% | | | | | |

Source: SAG-ASOEX. Devised by iQonsulting

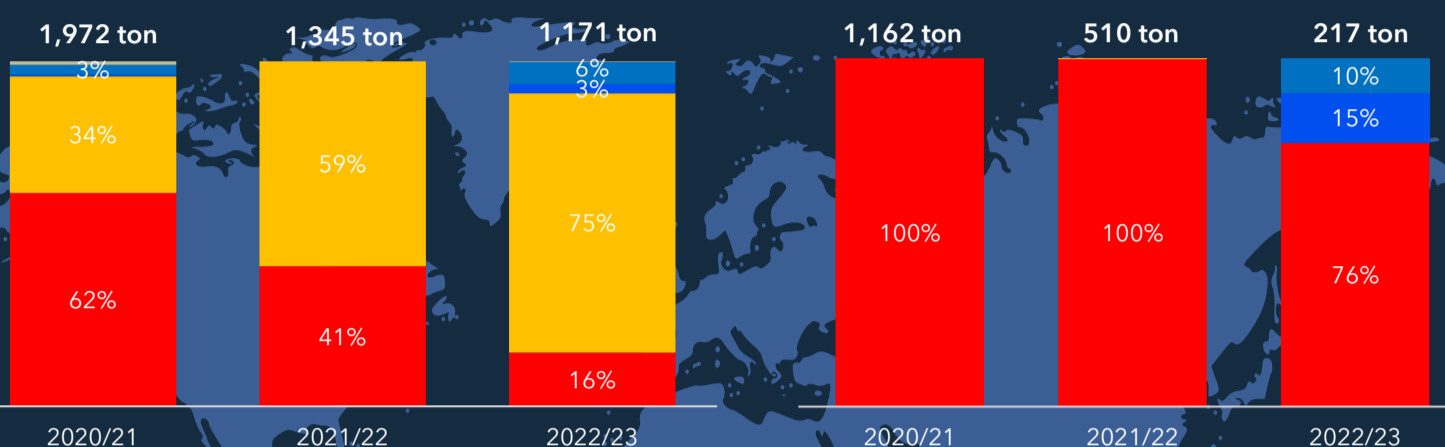
Chilean Blueberries. Weekly Departures (Ton). Up to week 44



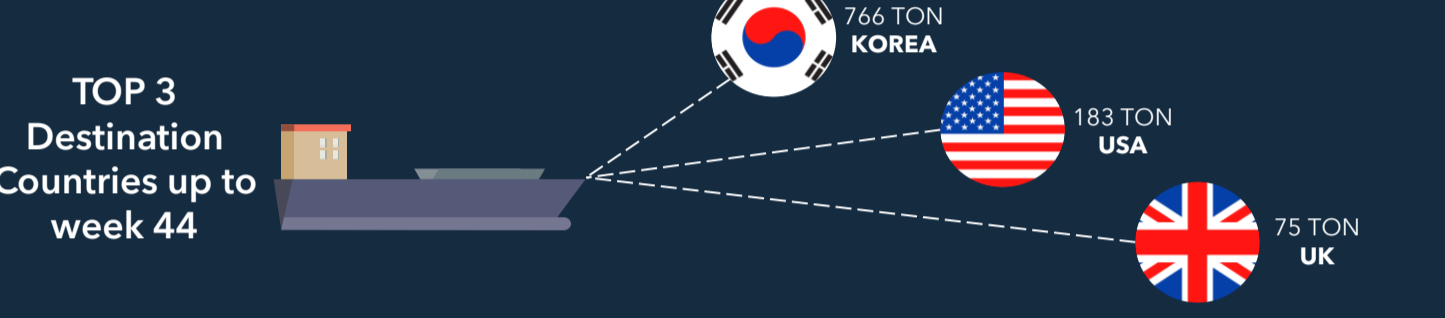
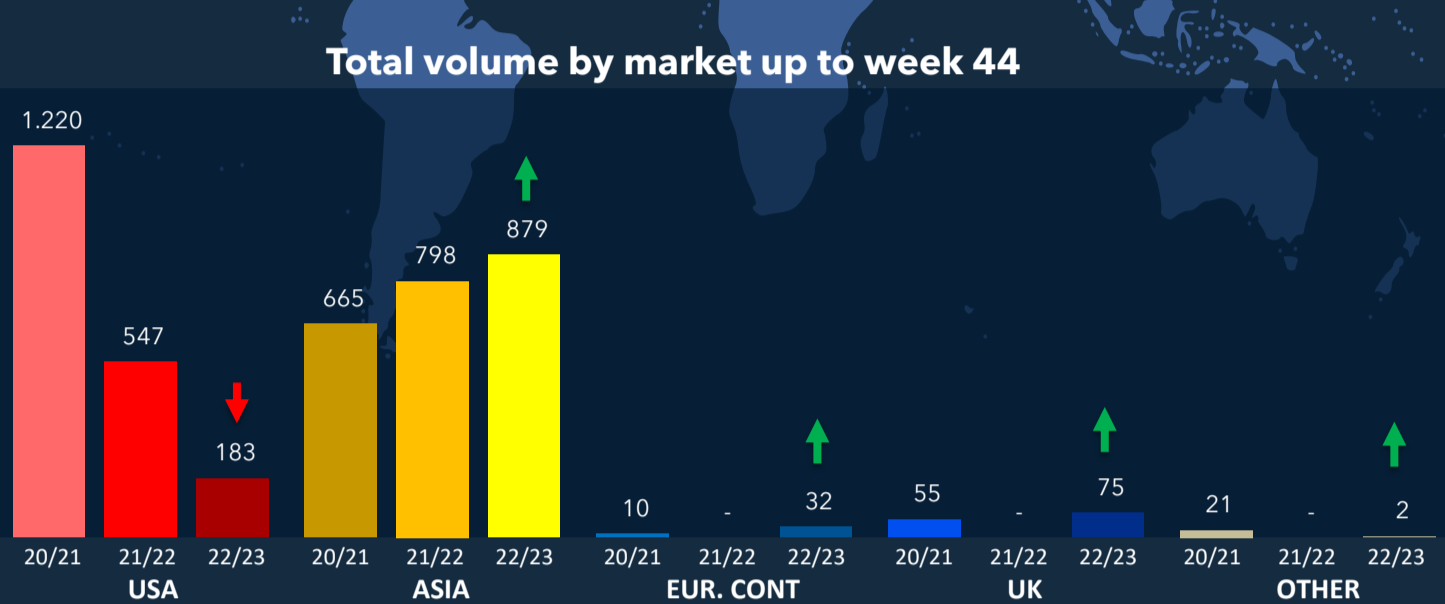
DESTINATION MARKETS EXPORTS UP TO WEEK 44

TOTAL: CONVENTIONAL + ORGANICS

ORGANICS



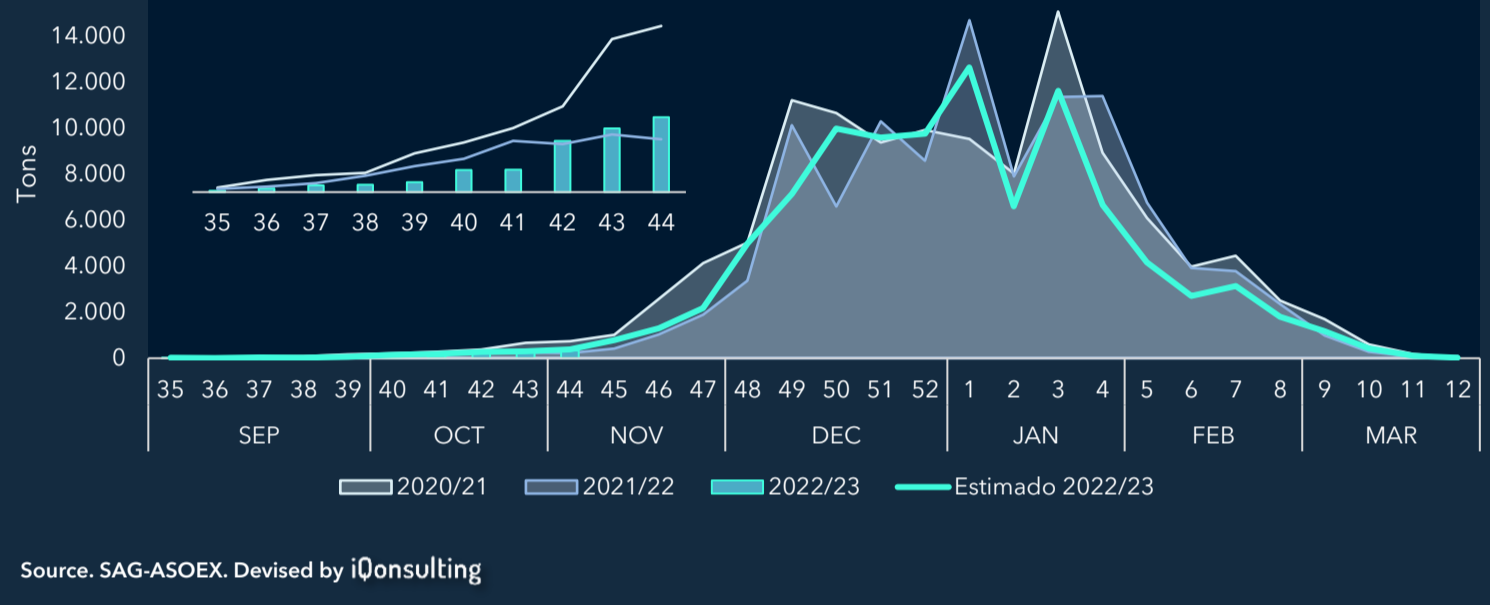
Total volume by market up to week 44



Source: SAG-ASOEX. Devised by iQonsulting

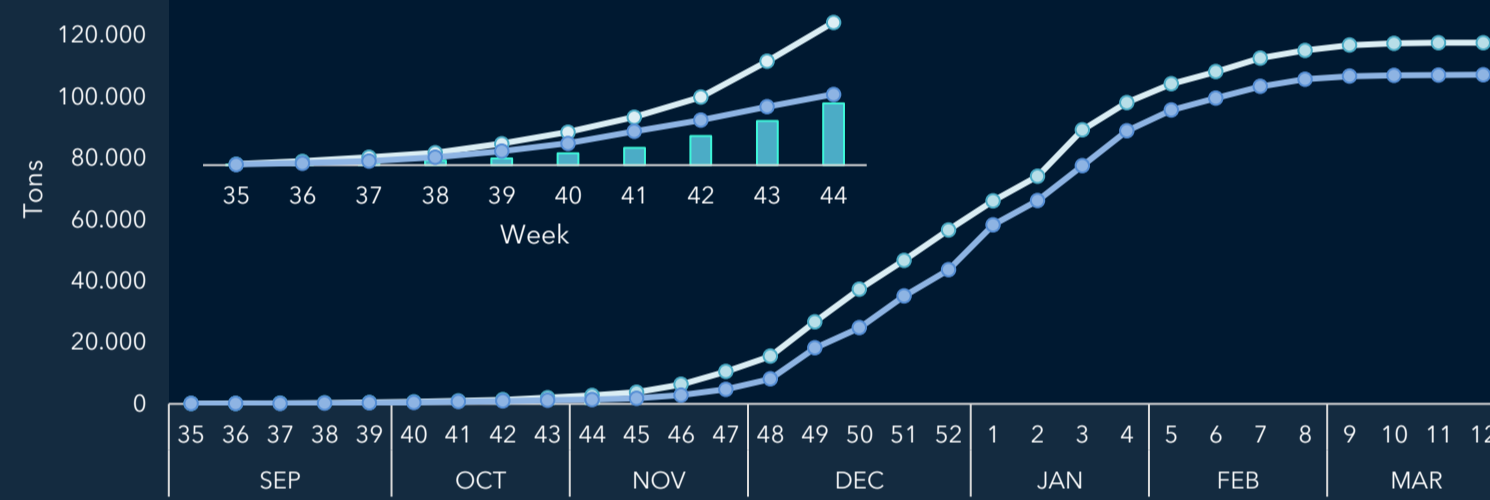
BLUEBERRY WEEKLY SHIPMENT

Weekly Advance and estimate



Source: SAG-ASOEX. Devised by iQonsulting

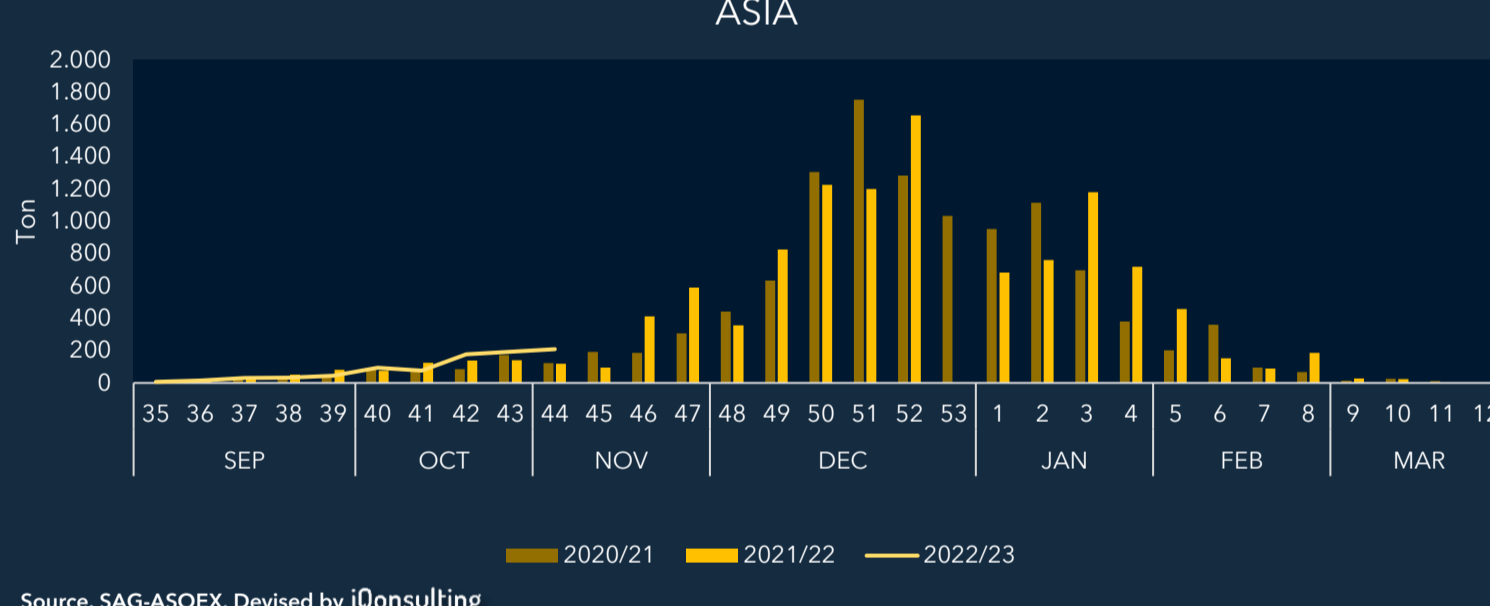
Accumulated weekly progress



Source: SAG-ASOEX. Devised by iQonsulting

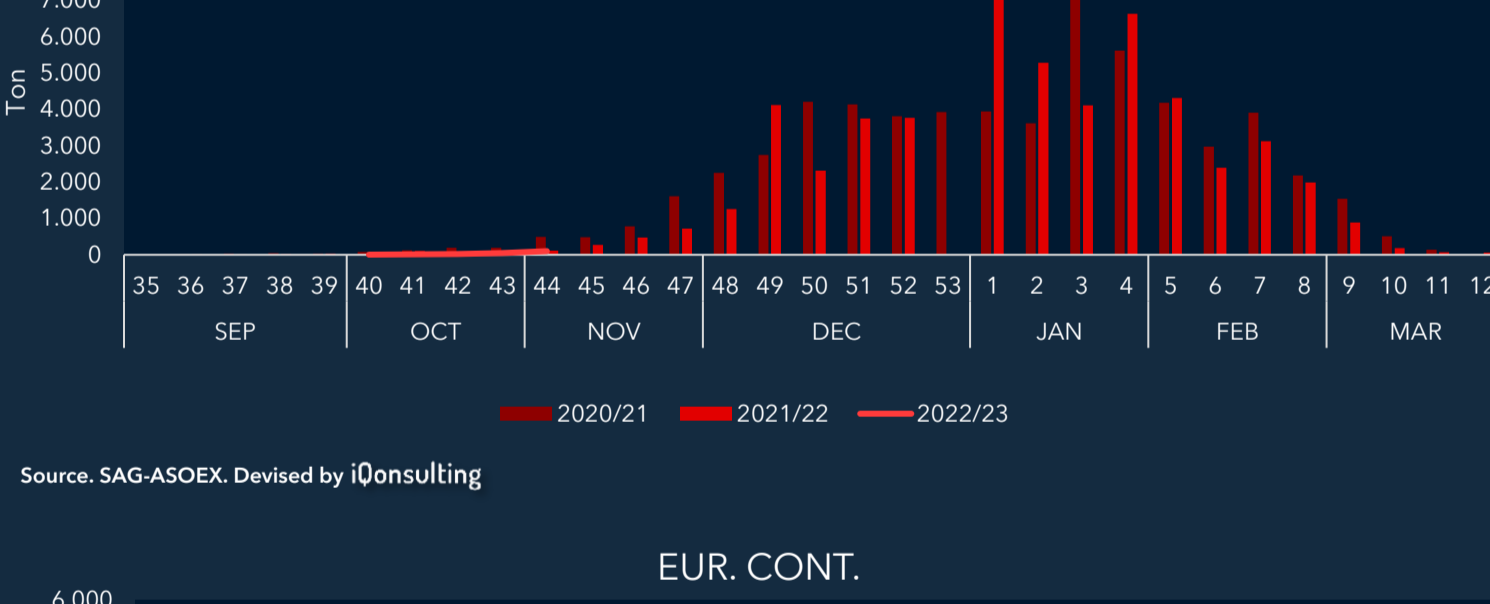
WEEKLY SHIPMENTS PER MARKET

ASIA



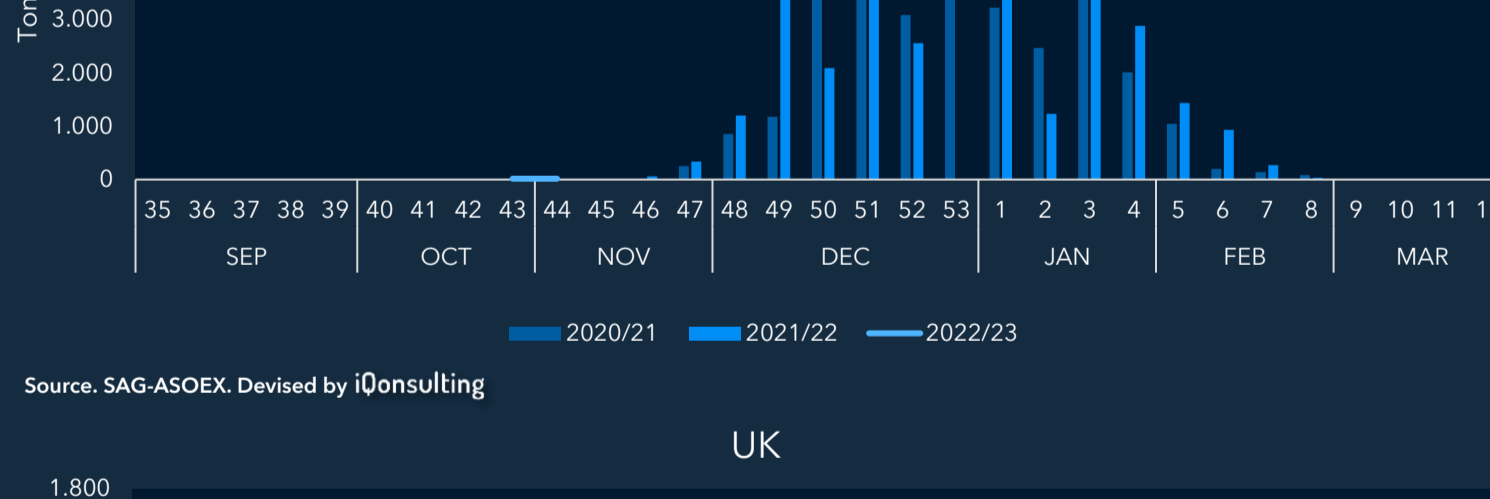
Source: SAG-ASOEX. Devised by iQonsulting

USA



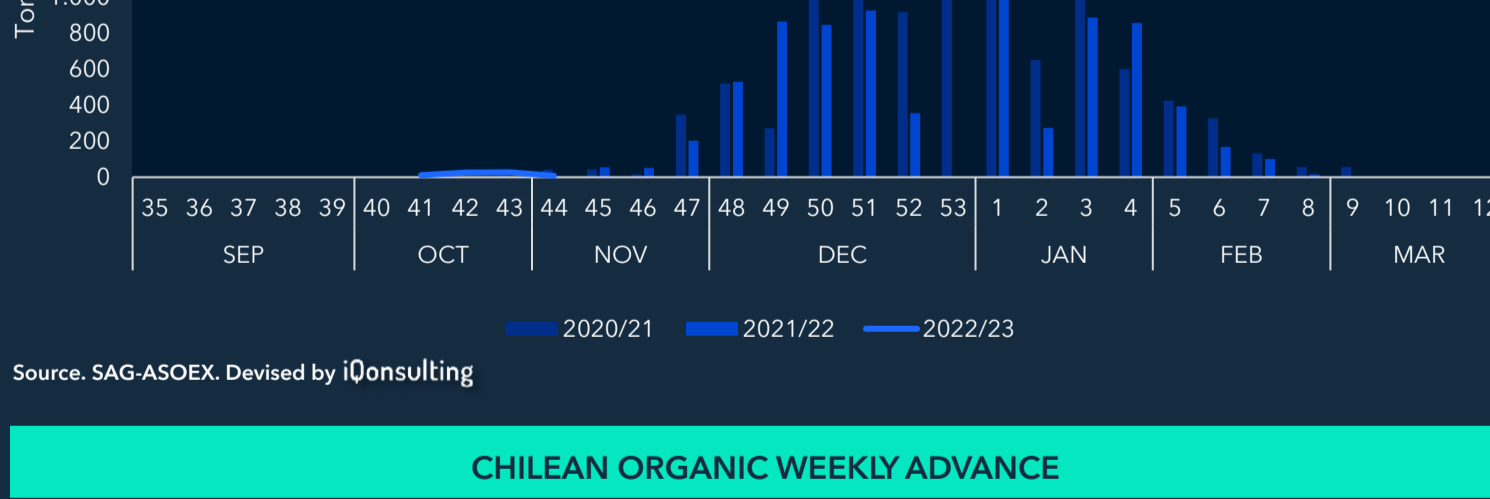
Source: SAG-ASOEX. Devised by iQonsulting

EUR. CONT.



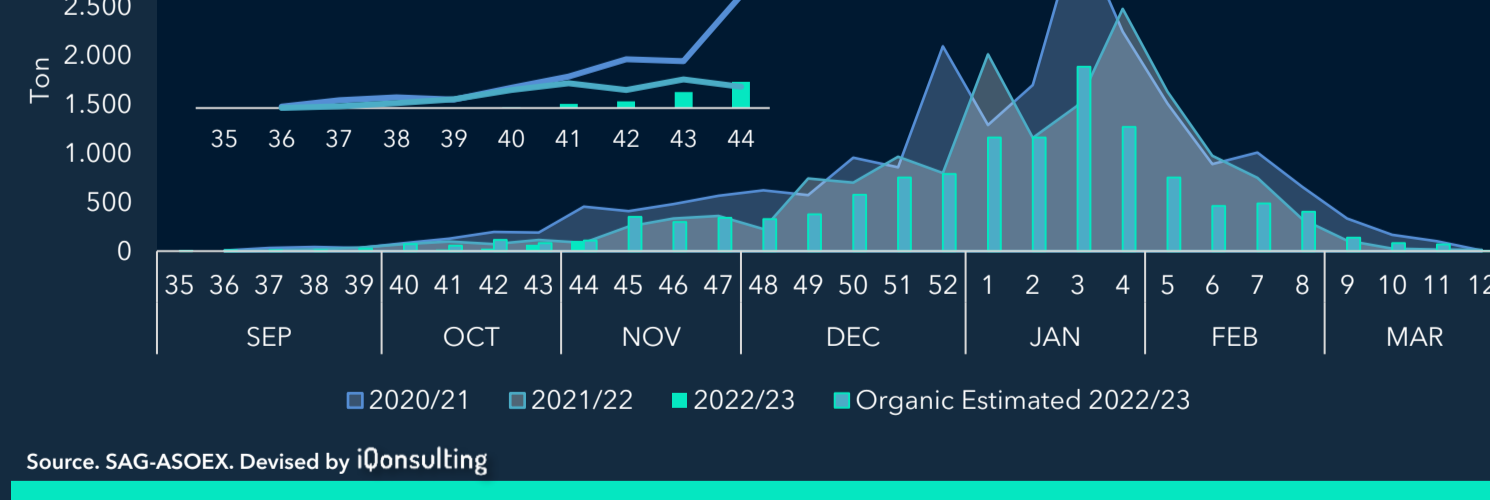
Source: SAG-ASOEX. Devised by iQonsulting

UK



Source: SAG-ASOEX. Devised by iQonsulting

CHILEAN ORGANIC WEEKLY ADVANCE



Source: SAG-ASOEX. Devised by iQonsulting

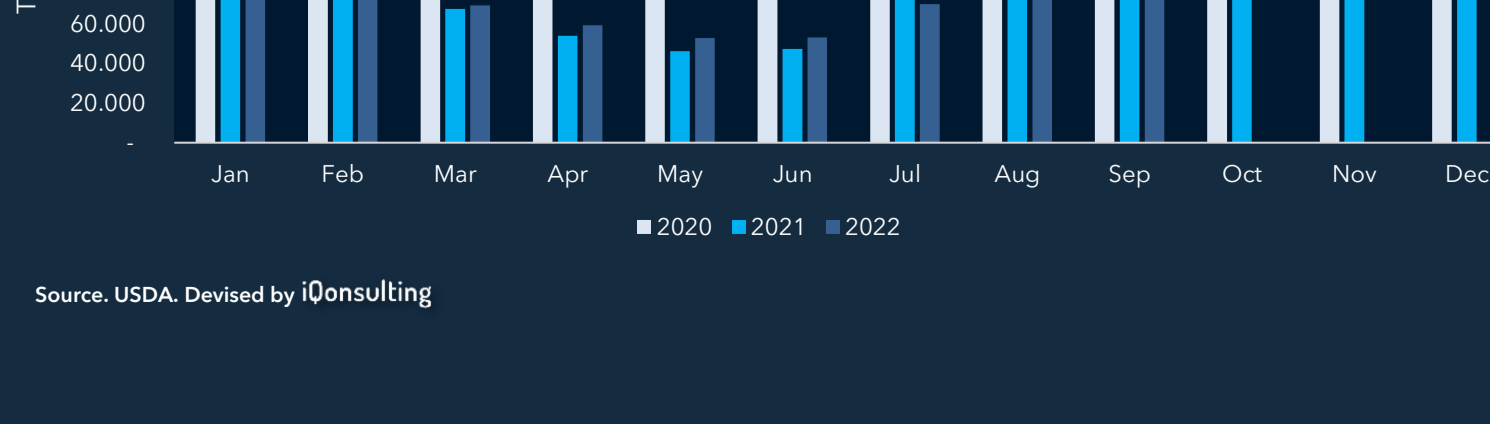
CHILEAN FROZEN AND STOCK FROZEN BLUEBERRIES IN USA

Chilean Frozen Blueberries: monthly departures. All markets.



Source: ODEPA. Devised by iQonsulting

Stock frozen blueberries in USA



Source: USDA. Devised by iQonsulting