

# CHILEAN BLUEBERRY COMMITTEE CROP & EXPORTS REPORT

WEEK 3 (Jan 16th - Jan 22th 2023)  
EDITED WEEK 4

Powered by iQonsulting

## WEEKLY ADVANCE WEEK 3

Month	Week	Export Progress (Ton)					Total (Ton)			Export Progress vs total 2021/22	Organic	
		2022/23					2022/23	2021/22	Accum 2022/23		Accum	Share %
		USA	EUR. CONT.	UK	ASIA	OTHER						
Dec	51	7,051	4,143	739	1,171	233	13,337	10,281	39,154	37%	4,220	11%
Dec	52	4,602	3,648	632	848	341	10,071	8,576	49,225	46%	5,309	11%
Jan	1	5,652	2,934	707	240	232	9,766	14,670	58,991	55%	6,661	11%
Jan	2	4,579	2,785	643	961	166	9,135	7,900	68,125	64%	8,515	12%
Jan	3	2,864	1,625	661	610	163	5,922	11,333	74,047	69%	9,808	13%
Total to W-3 2022/23		34,962	23,213	5,194	9,024	1,655	74,047	107,178	→ Total season 2021/22			
Total to W-3 2021/22		34,078	25,221	6,234	9,776	2,227	77,536					
Total to W-3 2020/21		41,192	25,837	8,937	10,563	2,662	89,192					
VAR 22/23 vs 21/22		3%	-8%	-17%	-8%	-26%	-4%					
VAR 22/23 vs 20/21		-15%	-10%	-42%	-15%	-38%	-17%					

Source: SAG-ASOEX. Devised by iQonsulting

Chilean Blueberries. Weekly Departures (Ton). Up to week 3



↓ 3%  
72,006 TON  
**SEA FREIGHT**



↓ -61%  
1,239 TON  
**AIR**

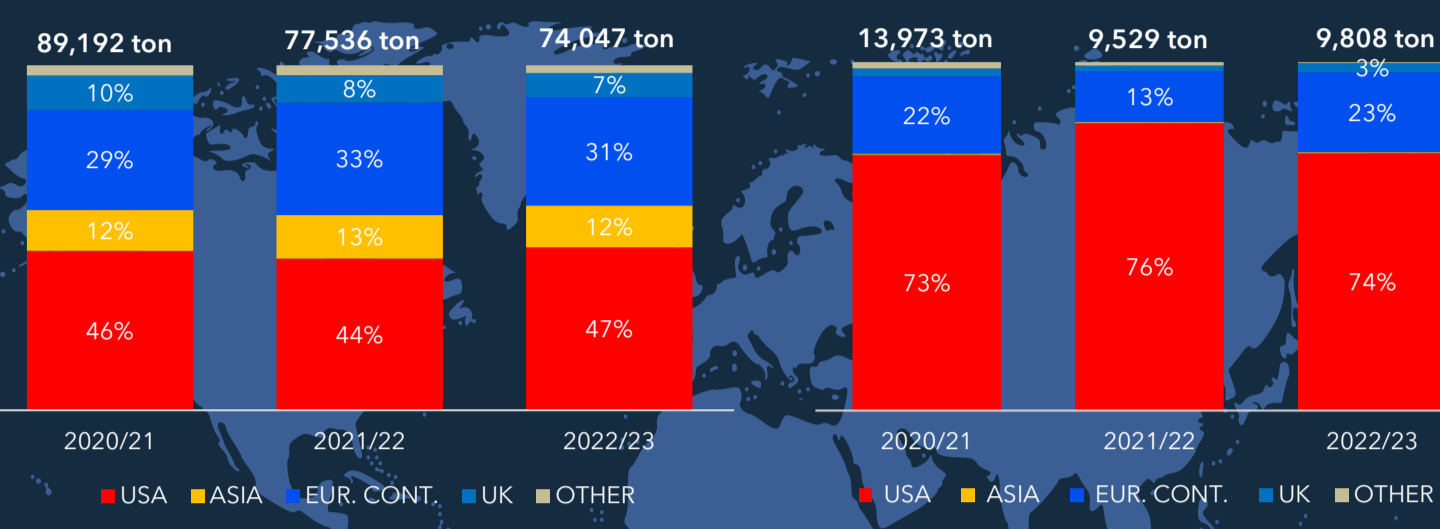


↑ +114%  
802 TON  
**OVER LAND**

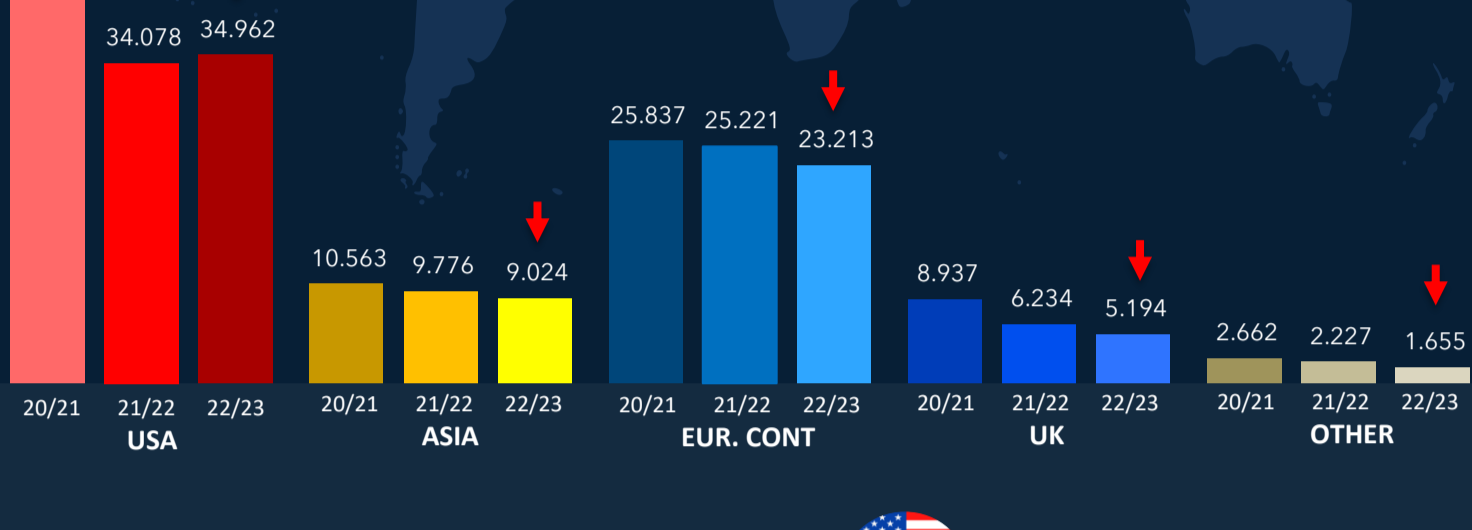
## DESTINATION MARKETS EXPORTS UP TO WEEK 3

### TOTAL: CONVENTIONAL + ORGANICS

### ORGANICS



## Total volume by market up to week 3



### TOP 3 Destination Countries up to week 3



USA  
34,962 TON

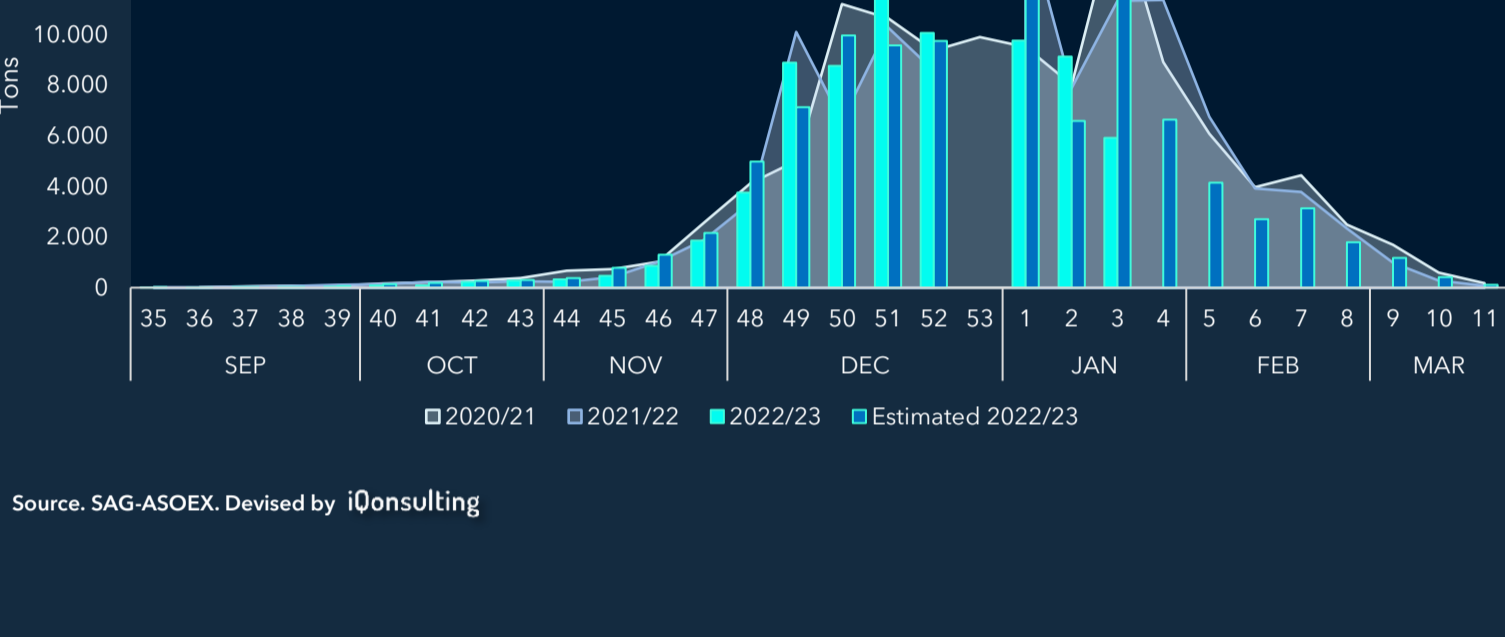
NETHERLAND  
22,765 TON

UNITED KINGDOM  
5,118 TON

Source: SAG-ASOEX. Devised by iQonsulting

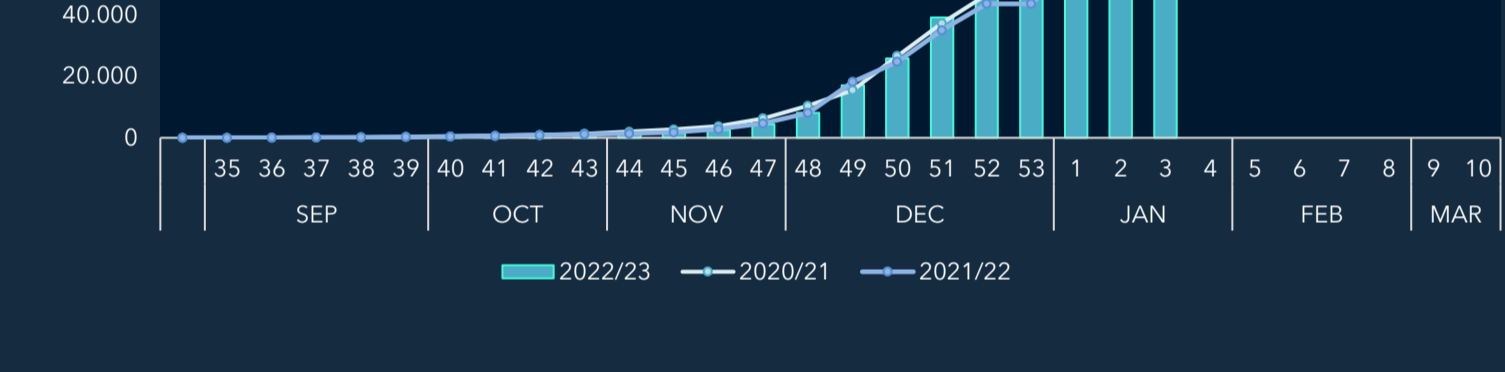
## BLUEBERRY WEEKLY SHIPMENT

### Weekly Progress and Estimate



Source: SAG-ASOEX. Devised by iQonsulting

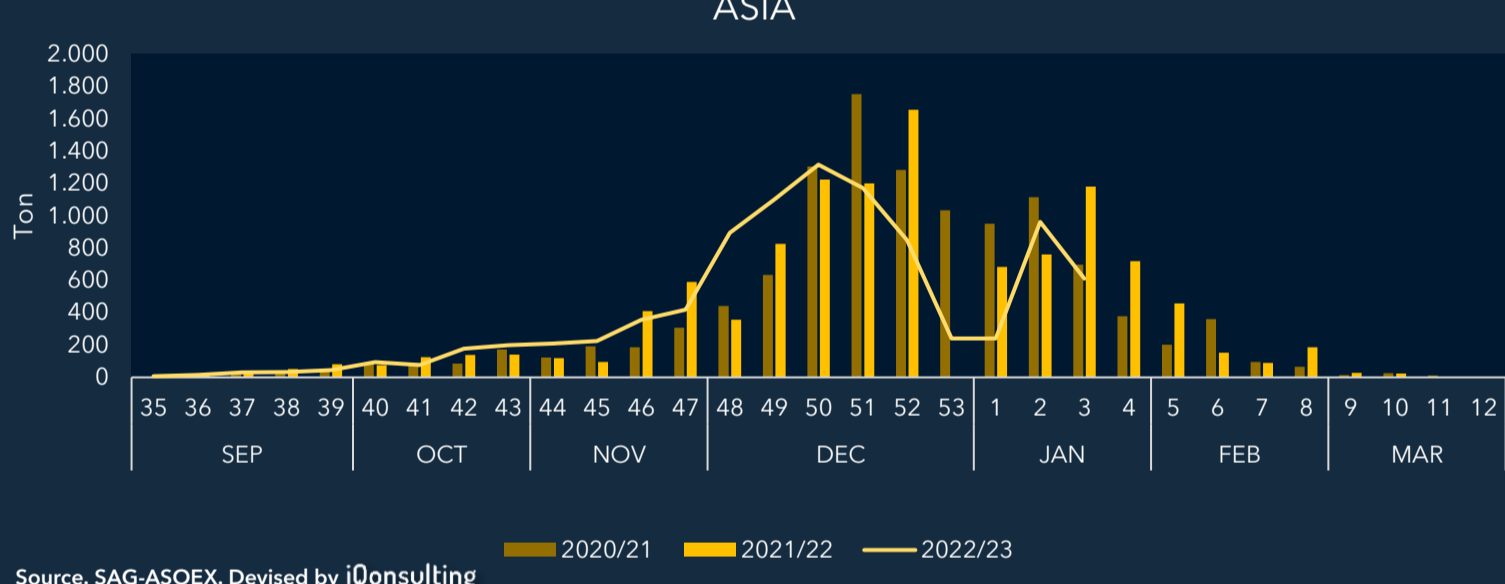
### Accumulated weekly progress



Source: SAG-ASOEX. Devised by iQonsulting

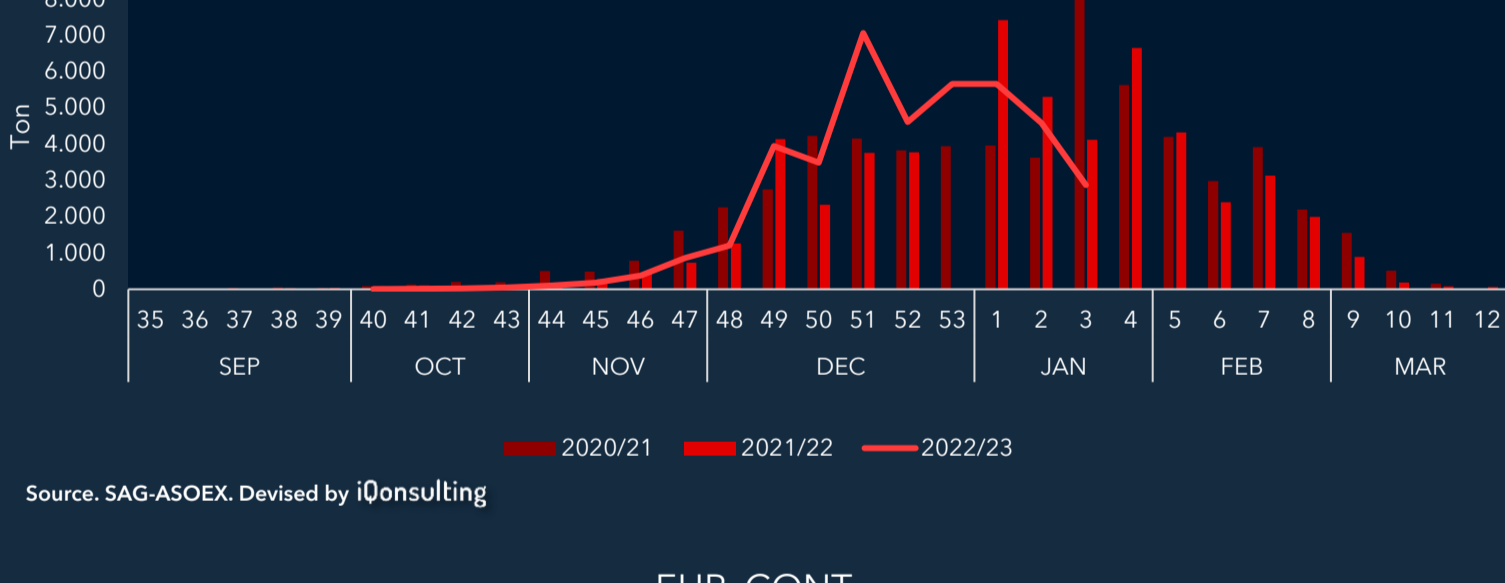
## WEEKLY SHIPMENTS PER MARKET

### ASIA



Source: SAG-ASOEX. Devised by iQonsulting

### USA



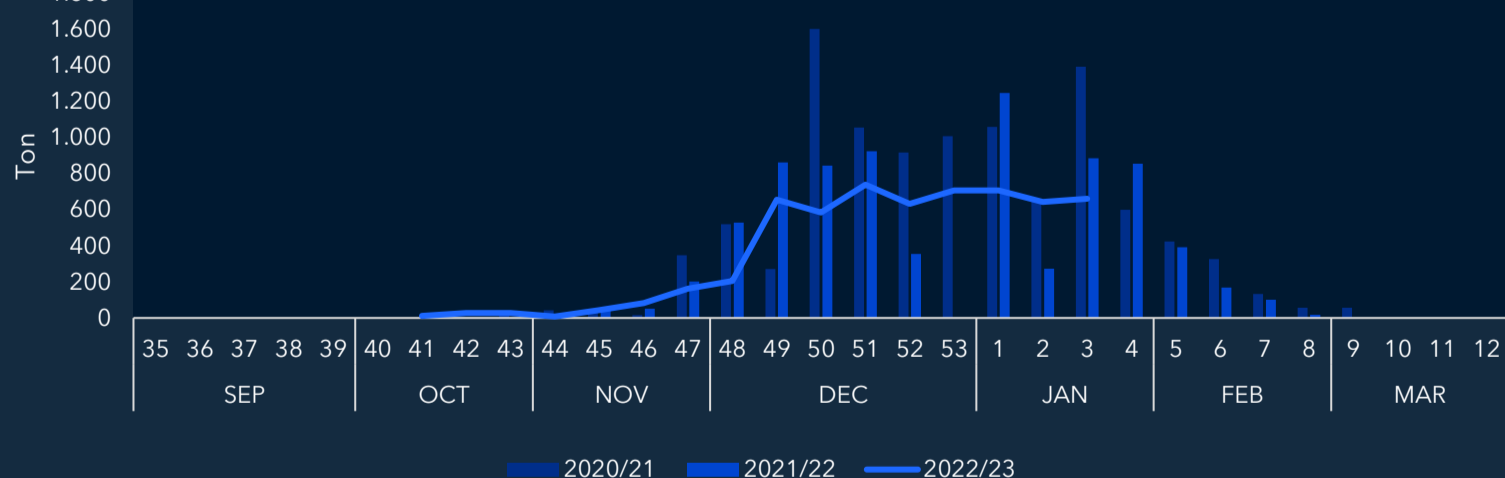
Source: SAG-ASOEX. Devised by iQonsulting

### EUR. CONT.



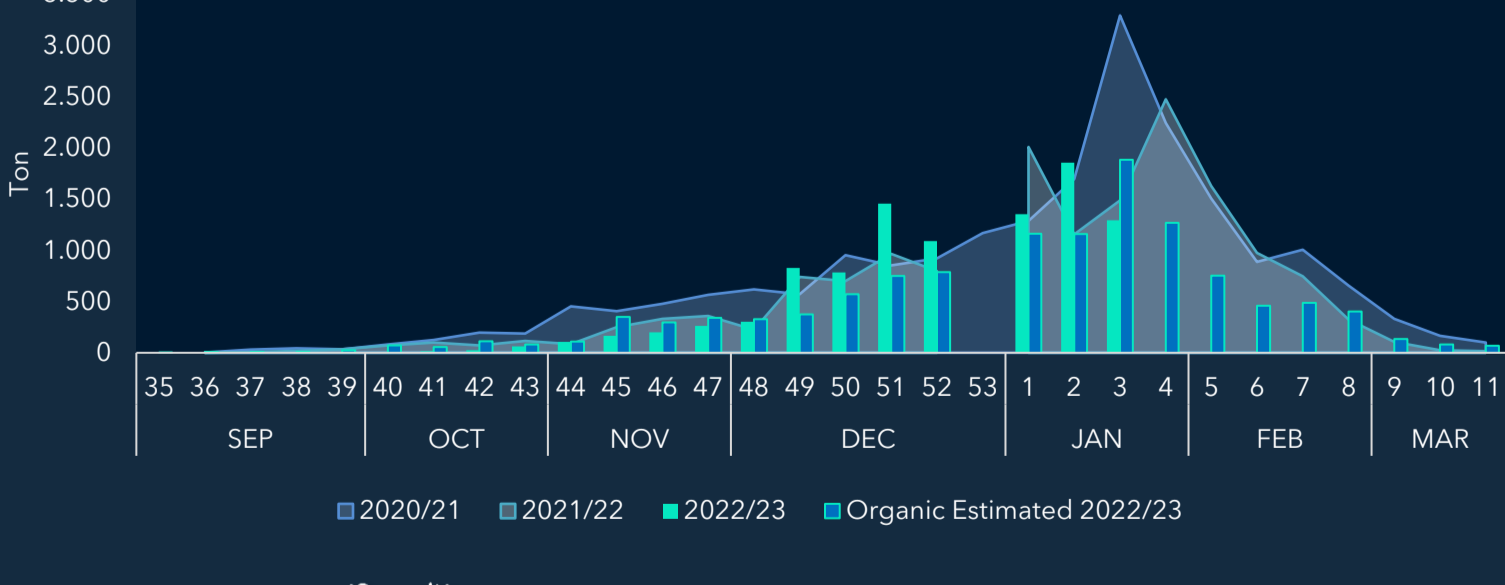
Source: SAG-ASOEX. Devised by iQonsulting

### UK



Source: SAG-ASOEX. Devised by iQonsulting

## CHILEAN ORGANIC WEEKLY ADVANCE



Source: SAG-ASOEX. Devised by iQonsulting

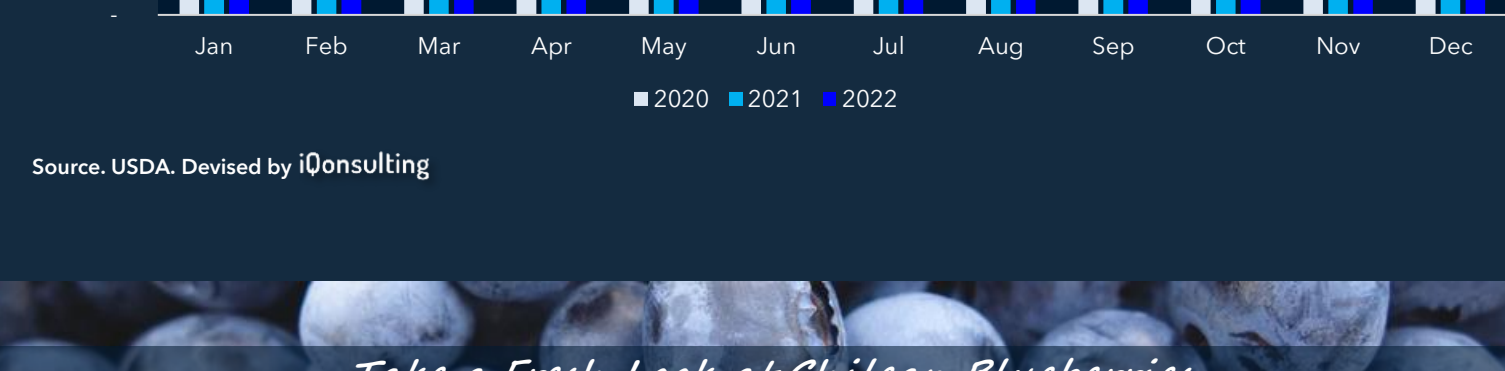
## CHILEAN FROZEN AND STOCK FROZEN BLUEBERRIES IN USA

### Chilean Frozen Blueberries: monthly departures. All markets



Source: ODEPA. Devised by iQonsulting

### Stock frozen blueberries in USA



Source: USDA. Devised by iQonsulting