

# CHILEAN BLUEBERRY COMMITTEE CROP & EXPORTS REPORT

WEEK 7 (Feb 12h - Feb 18th 2024)  
EDITED WEEK 8

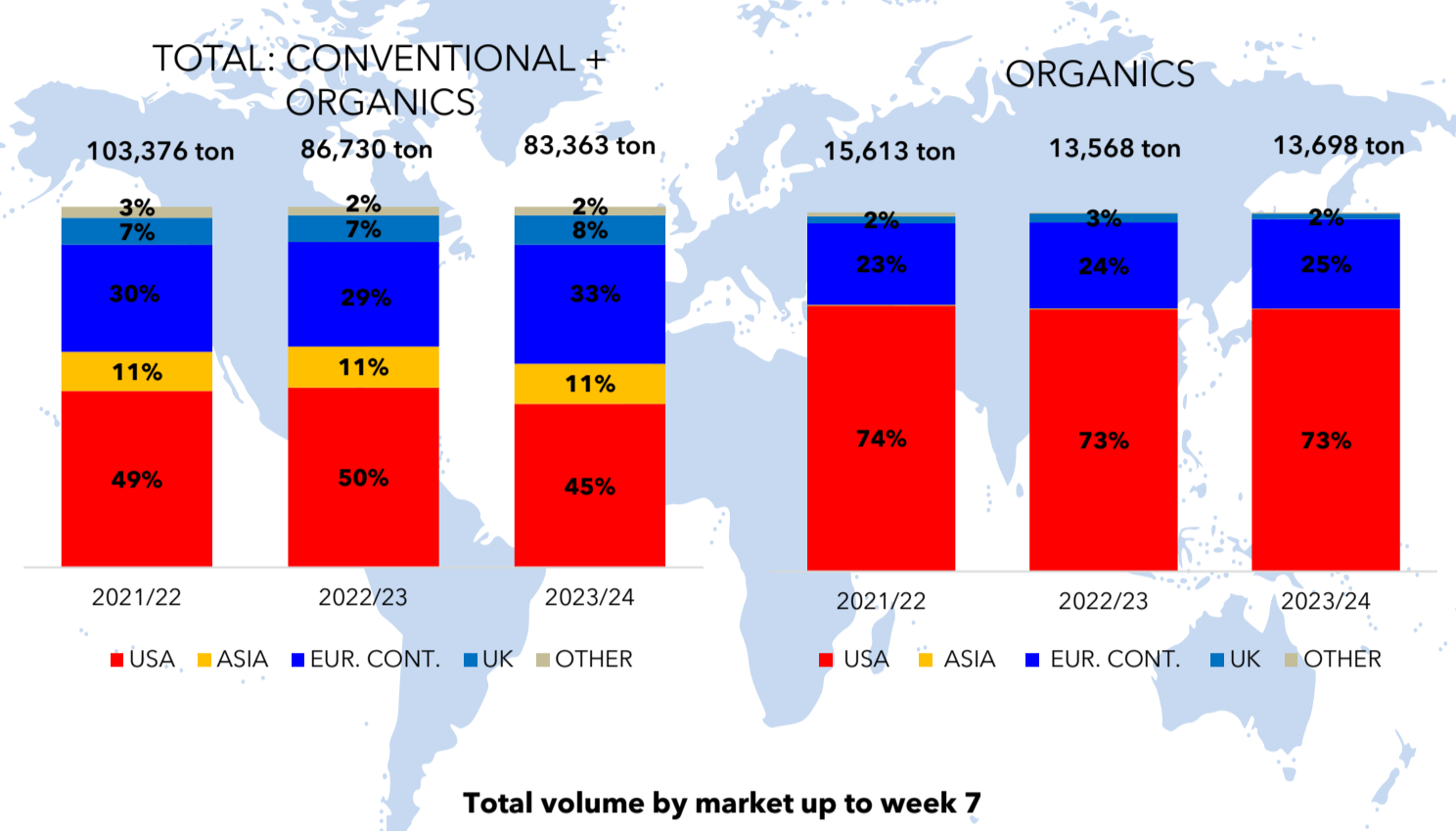
Powered by iOnsulting

## WEEKLY ADVANCE WEEK 7

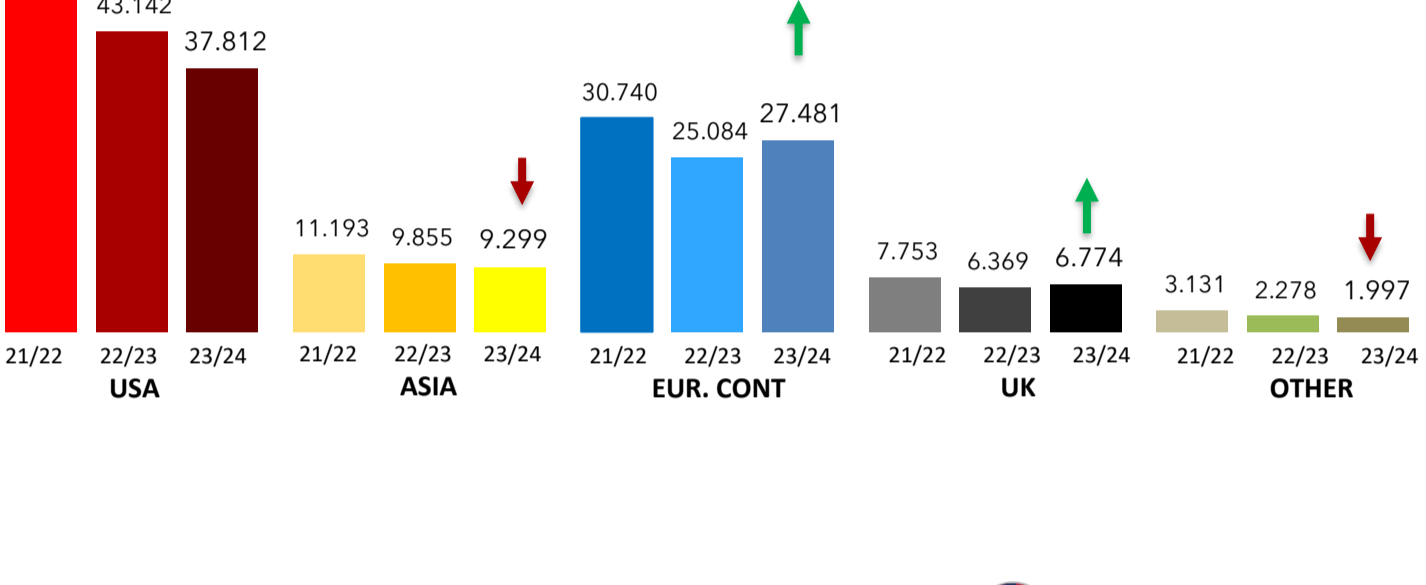
Month	Week	Export Progress (Ton)					Total (Ton)			Export Progress vs Total estimated	Organic	
		USA	EUR. CONT.	UK	ASIA	OTHER	2023/24	2022/23	Accum 2023/24		Accum	Share %
Ago	35	-	-	-	34	-	34	6	34	0%	-	-
Sep	36	-	-	-	53	-	53	16	87	0%	-	-
Sep	37	6	5	-	71	-	82	30	169	0%	1	1%
Sep	38	2	2	-	54	-	58	33	227	0%	1	1%
Sep	39	9	2	-	108	-	120	45	347	0%	6	2%
Oct	40	18	1	-	162	2	184	99	530	1%	11	2%
Oct	41	43	-	-	93	-	135	100	665	1%	40	6%
Oct	42	90	-	-	147	7	244	227	909	1%	96	11%
Oct	43	216	-	-	60	3	279	289	1,188	1%	222	19%
Nov	44	232	-	4	51	14	301	331	1,489	2%	379	25%
Nov	45	276	45	9	110	15	456	476	1,945	2%	543	28%
Nov	46	399	69	43	162	12	684	869	2,628	3%	730	28%
Nov	47	358	235	149	150	13	906	1,865	3,534	4%	868	25%
Dec	48	544	564	182	214	74	1,579	3,763	5,113	6%	1,055	21%
Dec	49	1,206	1,156	349	400	146	3,257	8,863	8,370	10%	1,292	15%
Dec	50	2,183	1,772	471	356	162	4,944	8,689	13,314	17%	1,752	13%
Dec	51	4,108	4,658	1,038	1,933	172	11,909	13,167	25,223	31%	2,620	10%
Dec	52	3,523	3,806	652	1,006	223	9,209	10,062	34,432	43%	3,510	10%
Jan	1	2,537	432	414	458	88	3,930	9,694	38,362	48%	4,177	11%
Jan	2	5,779	5,548	1,228	1,265	220	14,040	9,174	52,403	65%	6,095	12%
Jan	3	3,570	4,671	690	506	321	9,757	5,343	62,160	78%	7,920	13%
Jan	4	4,497	1,153	393	1,015	86	7,145	6,818	69,301	87%	9,646	14%
Feb	5	3,180	1,666	371	391	116	5,723	3,927	75,028	94%	11,357	15%
Feb	6	3,076	1,348	564	366	209	5,563	2,049	80,591	101%	12,786	16%
Feb	7	1,960	346	217	134	115	2,772	852	83,363	104%	13,698	16%
Total to W-7 2023/24		37,812	27,481	6,774	9,299	1,997	83,363					
Total to W-7 2022/23		42,142	25,084	6,369	9,855	2,279	86,730					
Total to W-7 2021/22		50,558	30,740	7,753	11,193	3,131	103,376					
VAR 23/24 vs 22/23		-12%	10%	6%	-6%	-12%	-4%					
VAR 23/24 vs 21/22		-25%	-11%	-13%	-17%	-36%	-19%					



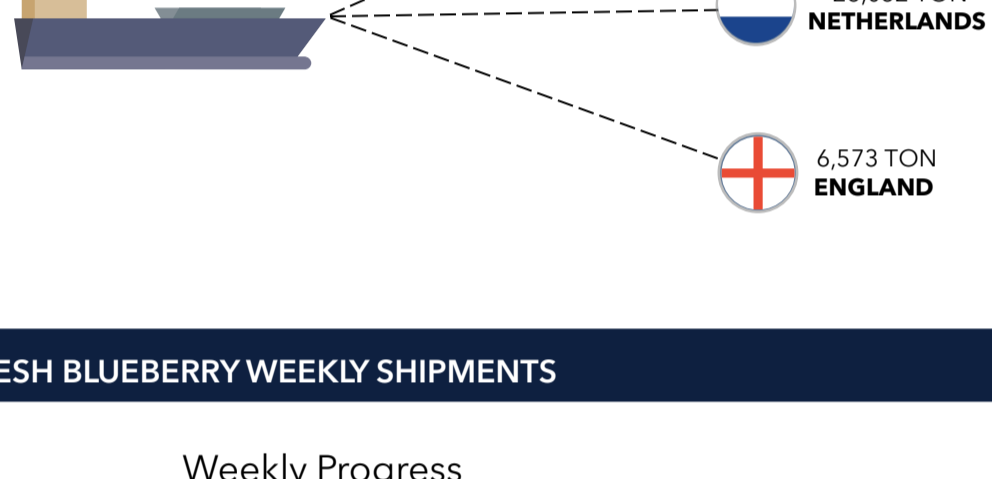
## EXPORTS DESTINATION MARKETS UP TO WEEK 7



### Total volume by market up to week 7

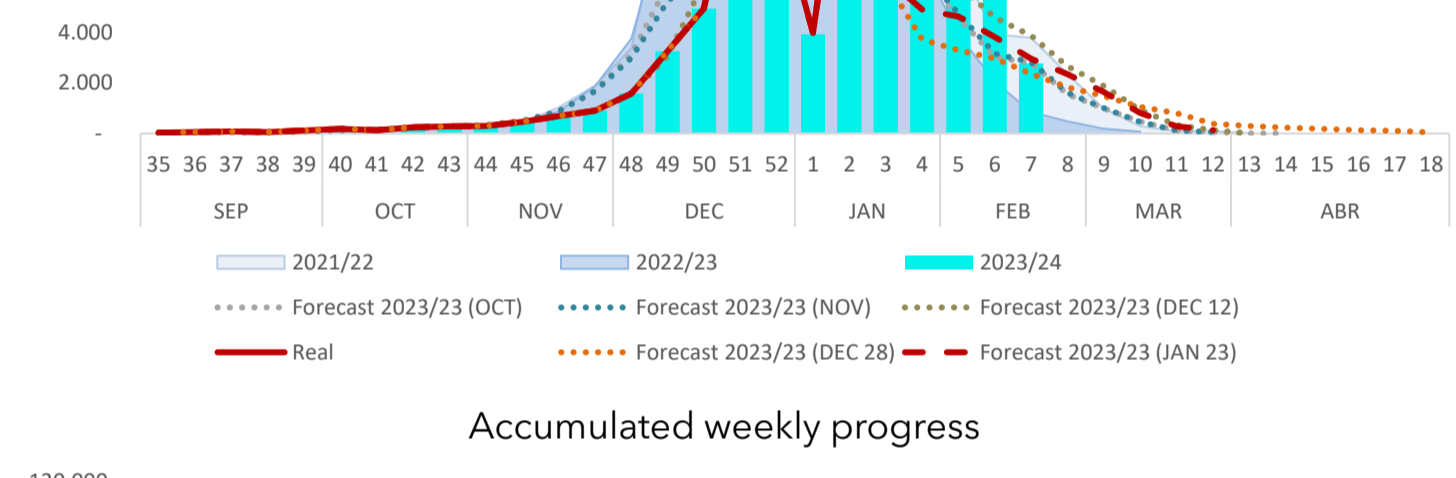


### TOP 3 Destination Countries up to week 7

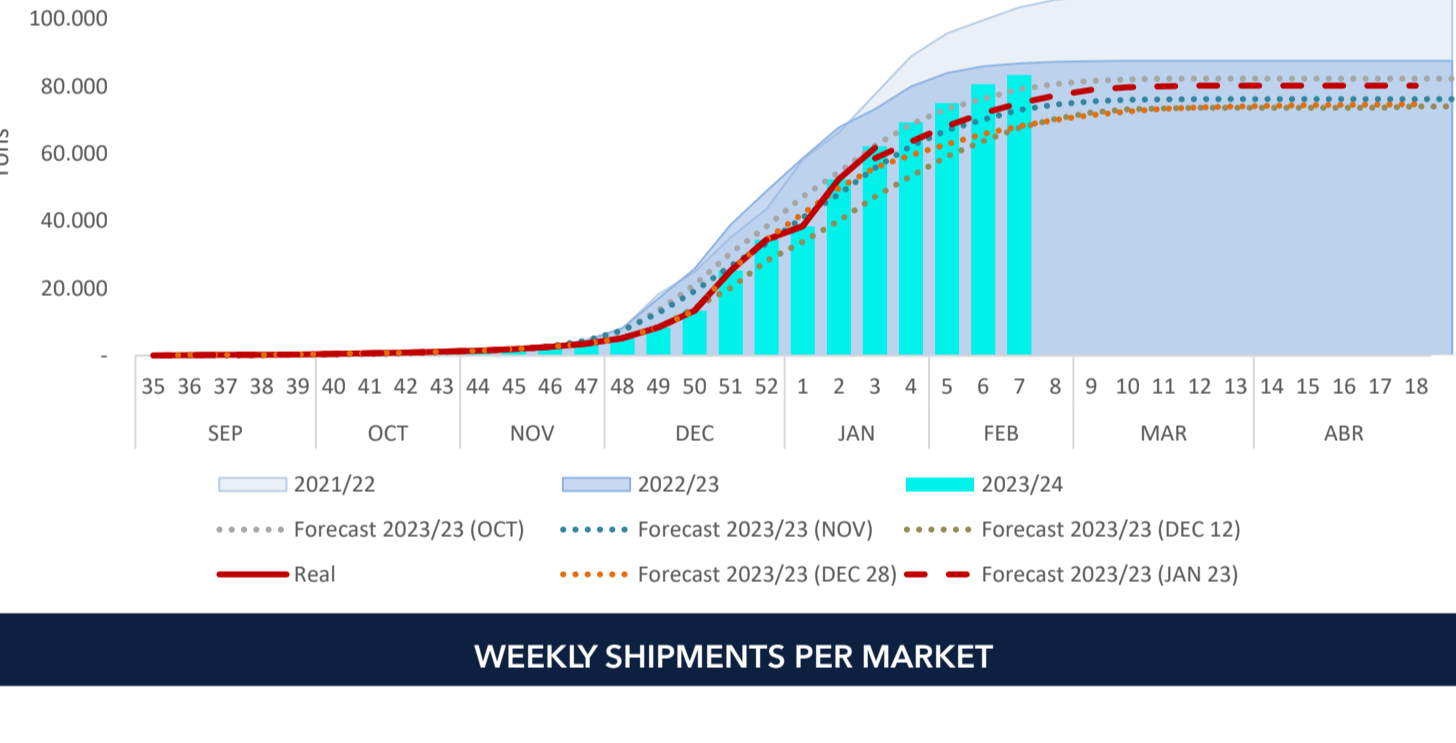


## FRESH BLUEBERRY WEEKLY SHIPMENTS

### Weekly Progress

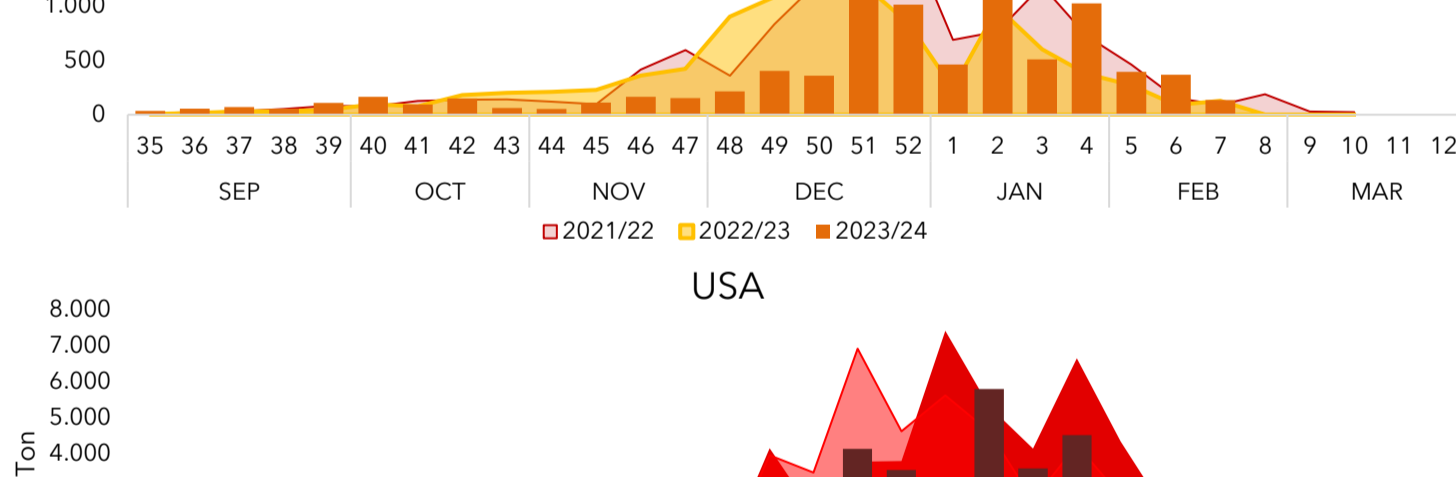


### Accumulated weekly progress

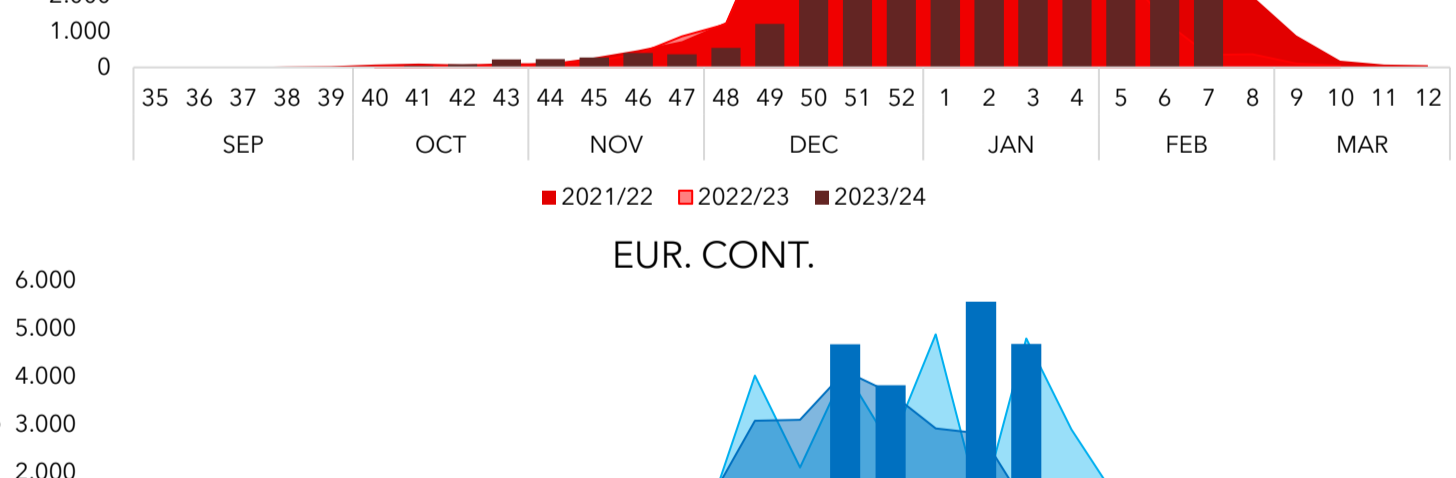


## WEEKLY SHIPMENTS PER MARKET

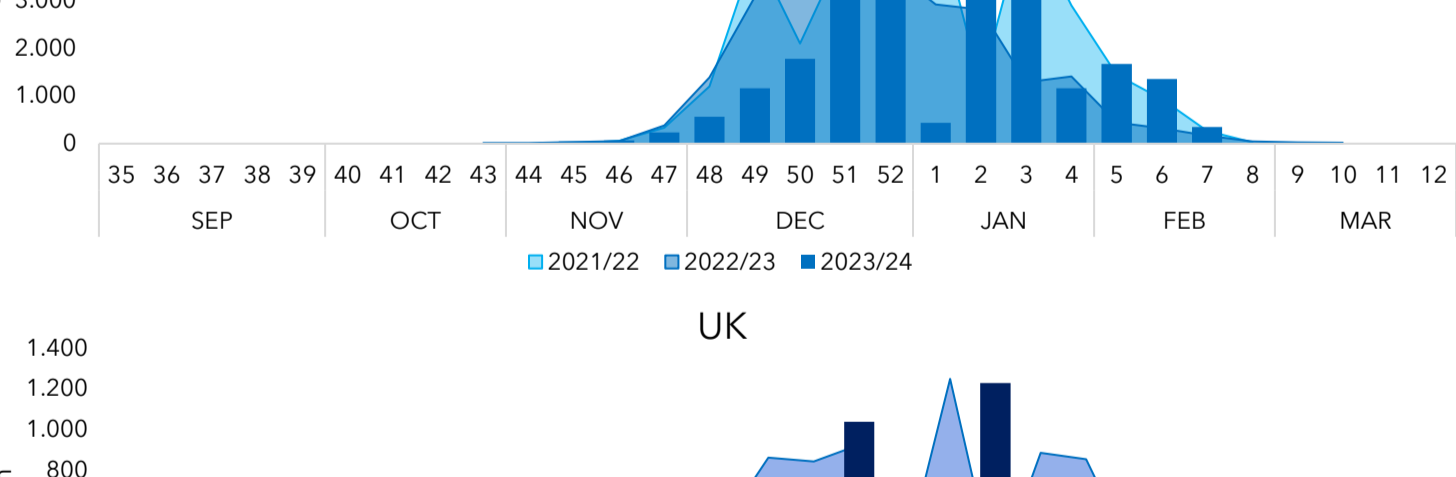
### ASIA



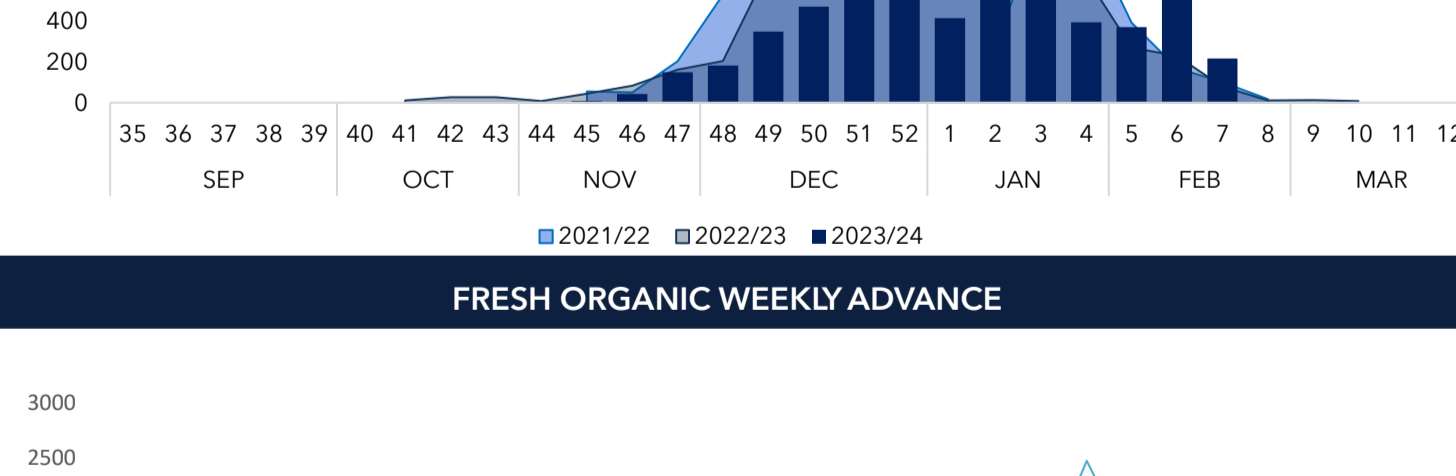
### USA



### EUR. CONT.



### UK

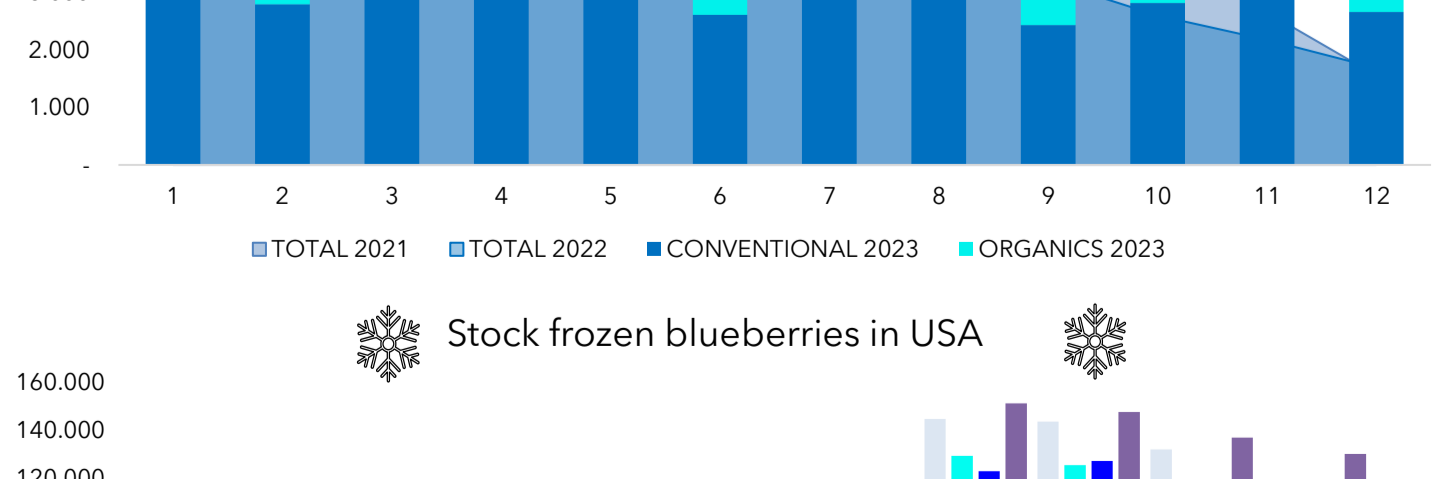


## FRESH ORGANIC WEEKLY ADVANCE



## FROZEN BLUEBERRIES SHIPMENTS

### Monthly shipments. All markets.



### Stock frozen blueberries in USA

