

# CHILEAN BLUEBERRY COMMITTEE CROP & EXPORTS REPORT

WEEK 7 (Feb 13th - Feb 19th 2023)  
EDITED WEEK 8

Powered by iQonsulting

## WEEKLY ADVANCE WEEK 7

| Month                | Week | Export Progress (Ton) |            |        |        |       | Total (Ton) |         |                        | Export Progress vs total 2021/22 | Organic |         |
|----------------------|------|-----------------------|------------|--------|--------|-------|-------------|---------|------------------------|----------------------------------|---------|---------|
|                      |      | 2022/23               |            |        |        |       | 2022/23     | 2021/22 | Accum 2022/23          |                                  | Accum   | Share % |
|                      |      | USA                   | EUR. CONT. | UK     | ASIA   | OTHER |             |         |                        |                                  |         |         |
| Jan                  | 3    | 2,690                 | 1,319      | 590    | 598    | 161   | 5,359       | 11,333  | 73,176                 | 68%                              | 9,639   | 13%     |
| Jan                  | 4    | 4,217                 | 1,382      | 634    | 372    | 213   | 6,817       | 11,377  | 79,993                 | 75%                              | 11,864  | 15%     |
| Feb                  | 5    | 2,802                 | 438        | 270    | 268    | 148   | 3,927       | 6,758   | 83,920                 | 78%                              | 12,863  | 15%     |
| Feb                  | 6    | 1,270                 | 319        | 229    | 89     | 141   | 2,049       | 3,924   | 85,969                 | 80%                              | 13,428  | 16%     |
| Feb                  | 7    | 345                   | 170        | 79     | 125    | 132   | 852         | 3,781   | 86,821                 | 81%                              | 13,623  | 16%     |
| Total to W-7 2022/23 |      | 43,199                | 25,140     | 6,348  | 9,855  | 2,279 | 86,821      | 107,178 | → Total season 2021/22 |                                  |         |         |
| Total to W-7 2021/22 |      | 50,558                | 30,740     | 7,753  | 11,193 | 3,131 | 103,376     |         |                        |                                  |         |         |
| Total to W-7 2020/21 |      | 57,895                | 29,225     | 10,421 | 11,599 | 3,491 | 112,632     |         |                        |                                  |         |         |
| VAR 22/23 vs 21/22   |      | -15%                  | -18%       | -18%   | -12%   | -27%  | -16%        |         |                        |                                  |         |         |
| VAR 22/23 vs 20/21   |      | -25%                  | -14%       | -39%   | -15%   | -35%  | -23%        |         |                        |                                  |         |         |

2021/22 9,572 CONTAINERS Up to week 7 2022/23 8,039 CONTAINERS

Source: SAG-ASOEX. Devised by iQonsulting

Chilean Blueberries. Weekly Departures (Ton). Up to week 7



-15% 84,225 TON SEA FREIGHT



-61% 1,408 TON AIR

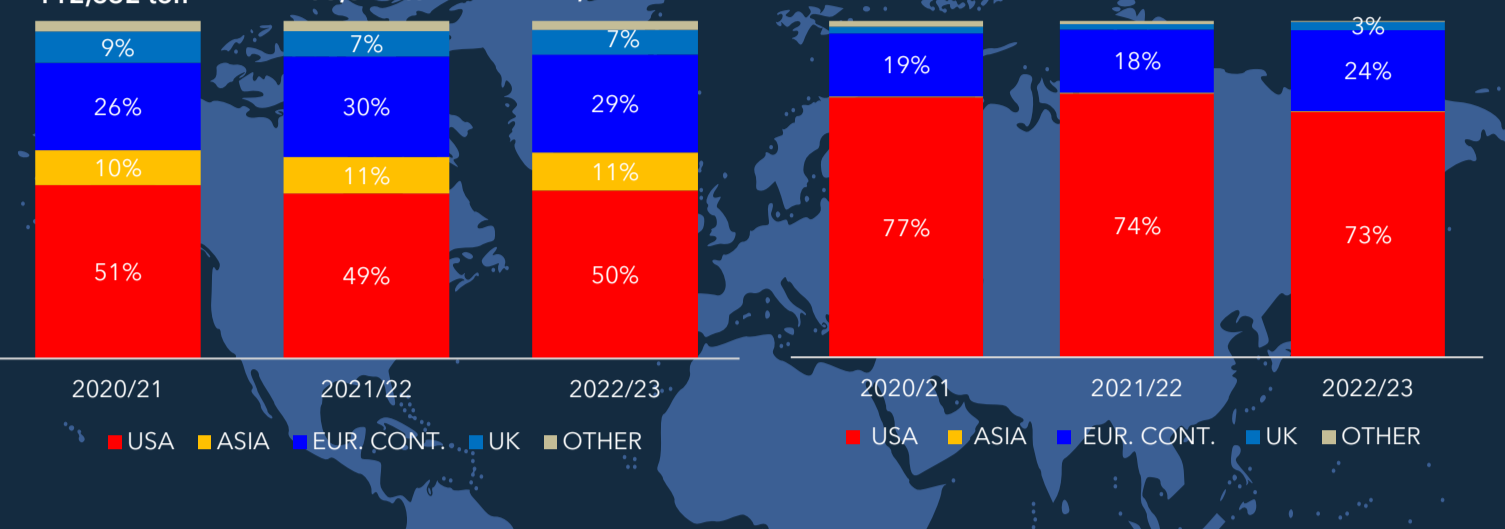


+125% 1,189 TON OVER LAND

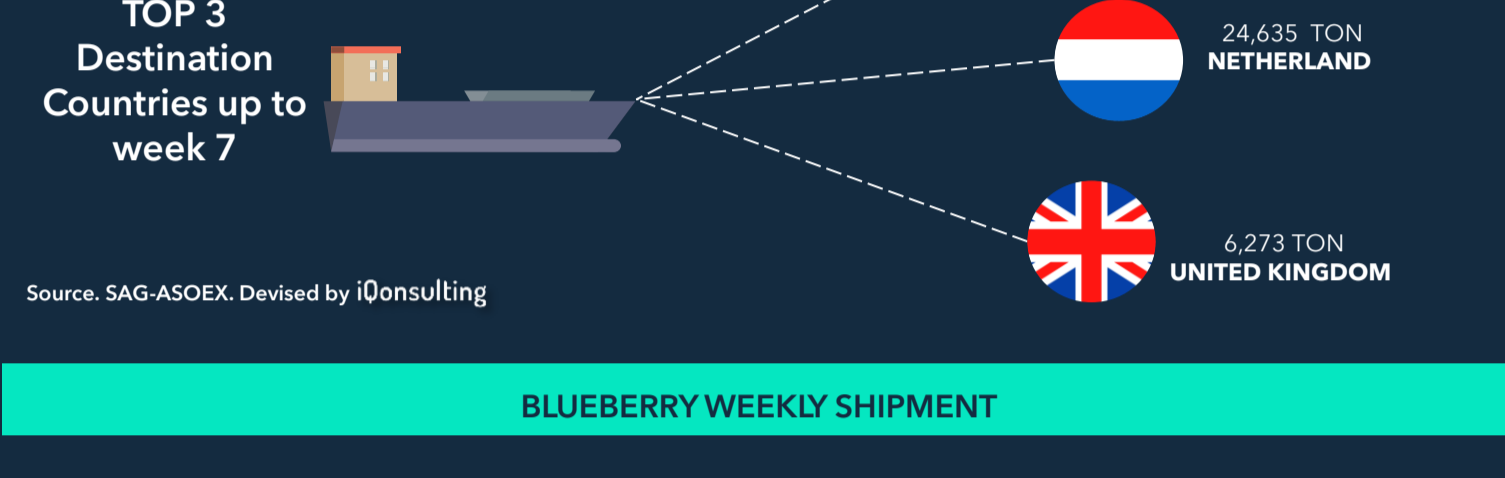
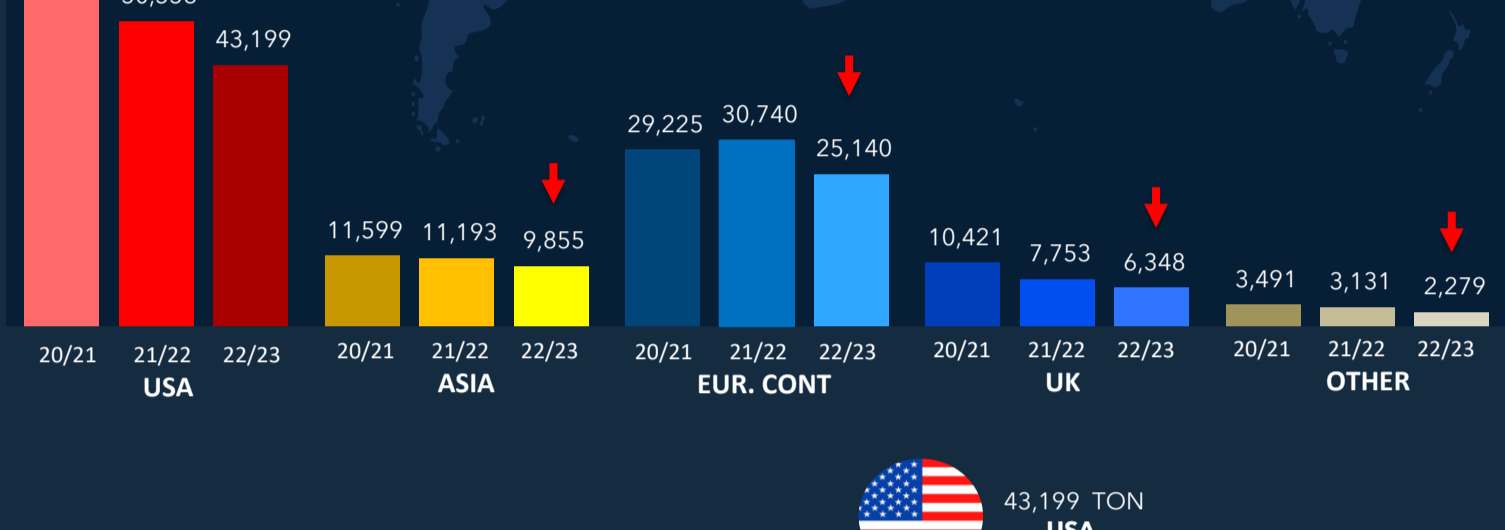
## DESTINATION MARKETS EXPORTS UP TO WEEK 7

### TOTAL: CONVENTIONAL + ORGANICS

### ORGANICS



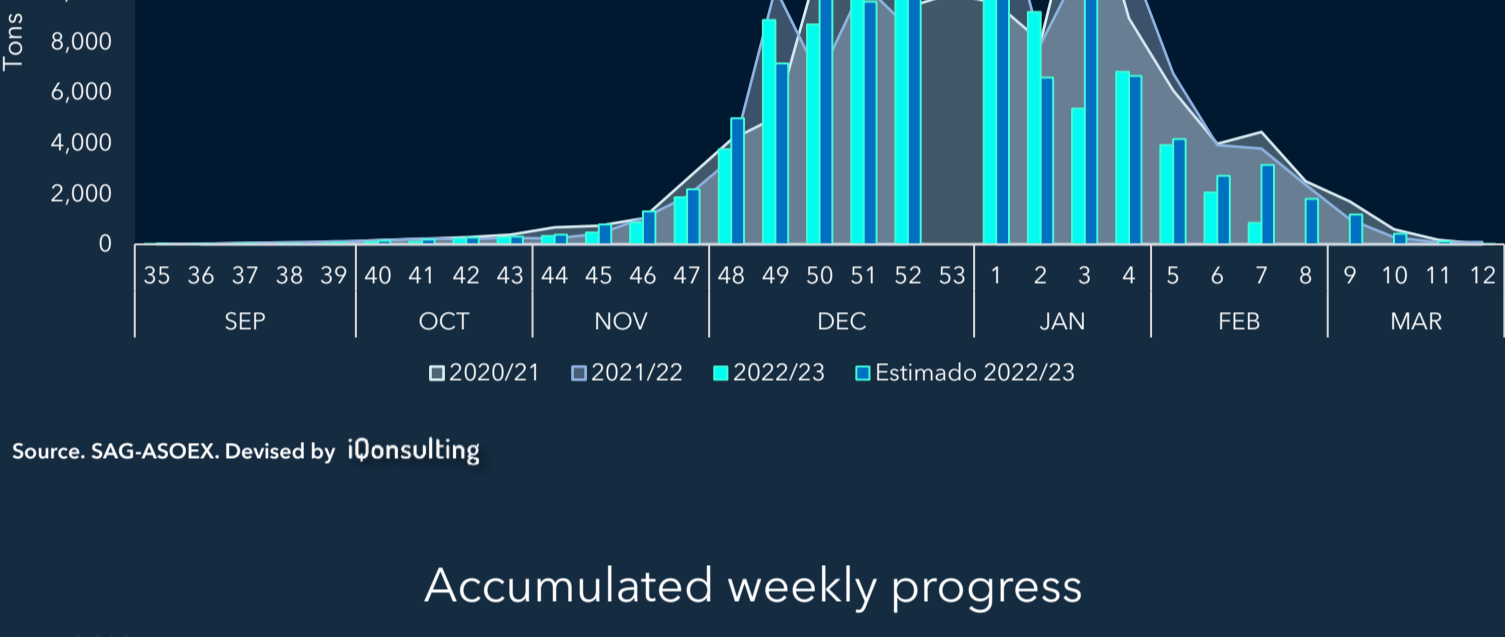
## Total volume by market up to week 7



Source: SAG-ASOEX. Devised by iQonsulting

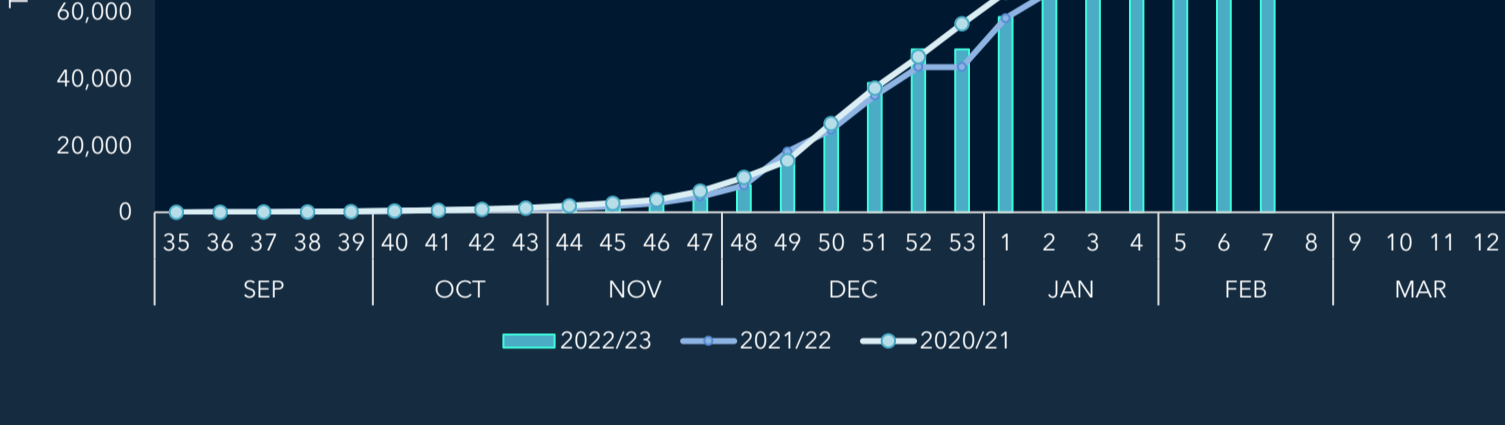
## BLUEBERRY WEEKLY SHIPMENT

### Weekly Progress and Estimate



Source: SAG-ASOEX. Devised by iQonsulting

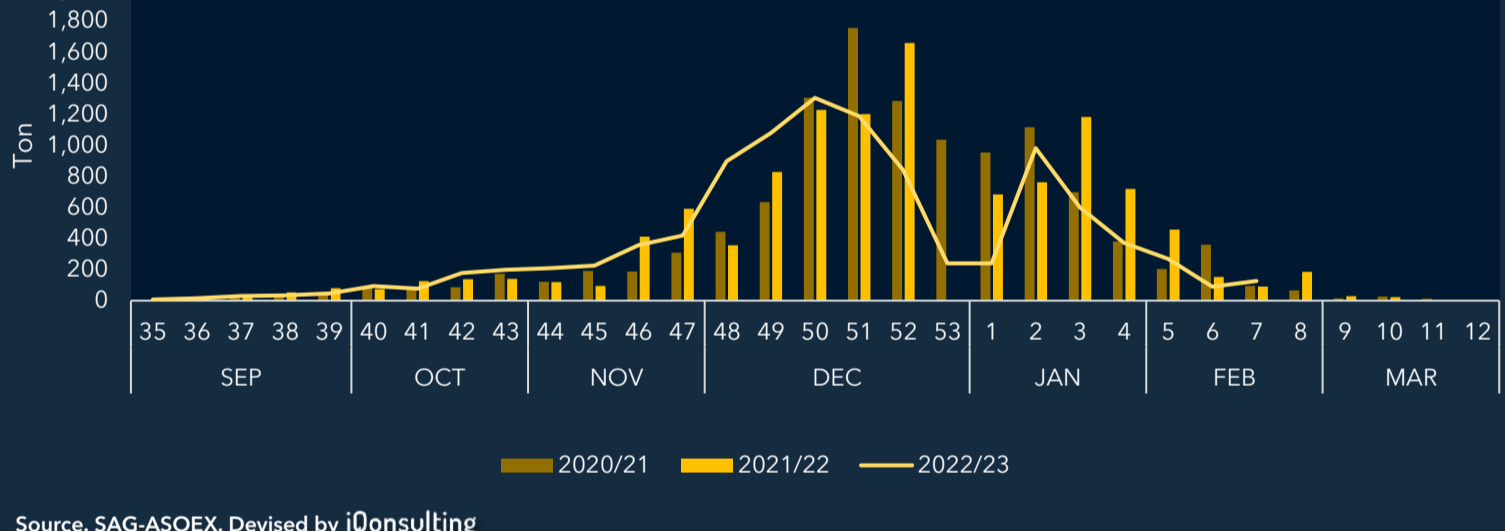
### Accumulated weekly progress



Source: SAG-ASOEX. Devised by iQonsulting

## WEEKLY SHIPMENTS PER MARKET

### ASIA



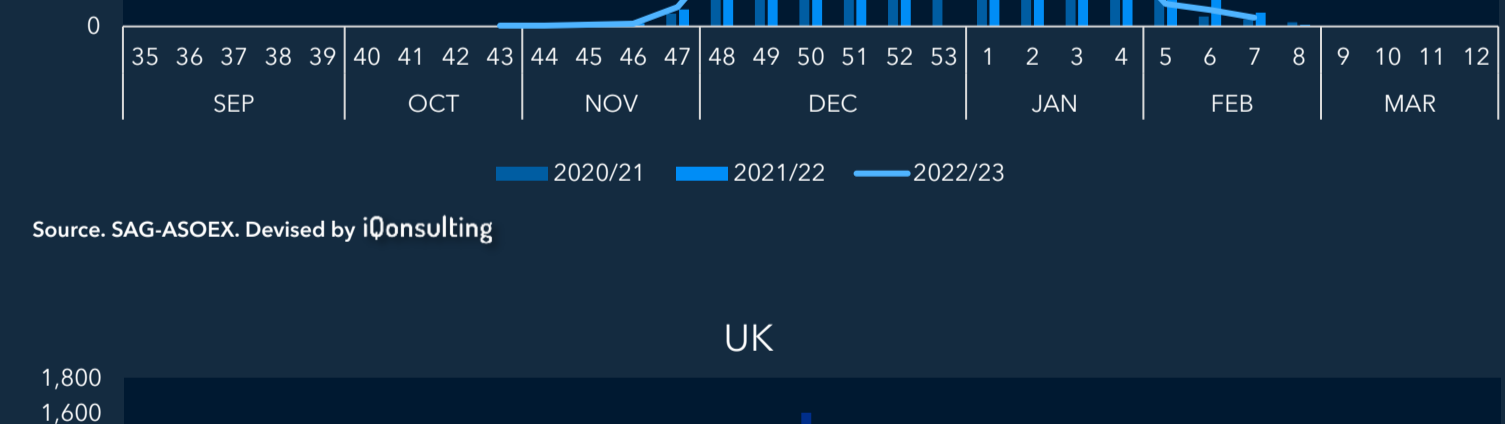
Source: SAG-ASOEX. Devised by iQonsulting

### USA



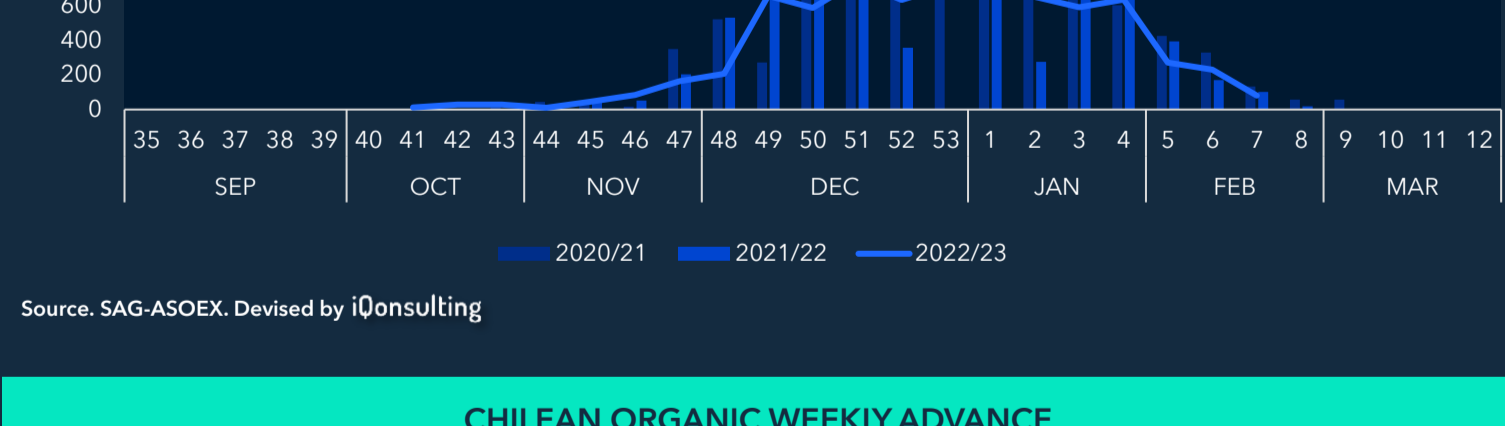
Source: SAG-ASOEX. Devised by iQonsulting

### EUR. CONT.



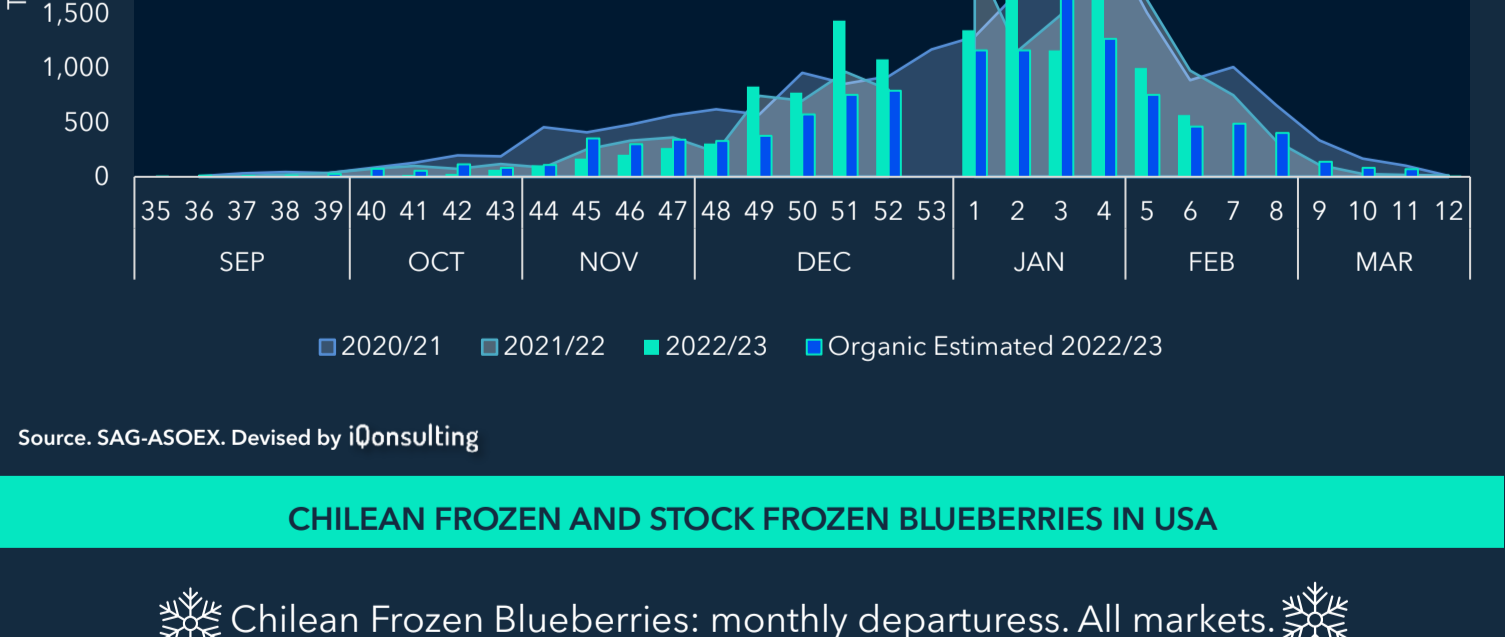
Source: SAG-ASOEX. Devised by iQonsulting

### UK



Source: SAG-ASOEX. Devised by iQonsulting

## CHILEAN ORGANIC WEEKLY ADVANCE



Source: SAG-ASOEX. Devised by iQonsulting

## CHILEAN FROZEN AND STOCK FROZEN BLUEBERRIES IN USA

Chilean Frozen Blueberries: monthly departures. All markets



Source: ODEPA. Devised by iQonsulting

Stock frozen blueberries in USA



Source: USDA. Devised by iQonsulting