

CHILEAN BLUEBERRY COMMITTEE CROP & EXPORTS REPORT

WEEK 6 (Feb 6th - Feb 12th 2023)
EDITED WEEK 7

Powered by iQonsulting

WEEKLY ADVANCE WEEK 6

Month	Week	Export Progress (Ton)					Total (Ton)			Export Progress vs total 2021/22	Organic	
		2022/23					2022/23	2021/22	Accum 2022/23		Accum	Share %
		USA	EUR. CONT.	UK	ASIA	OTHER						
Jan	2	4,591	2,785	662	981	156	9,174	7,900	67,817	63%	8,479	13%
Jan	3	2,690	1,319	590	598	161	5,359	11,333	73,176	68%	9,639	13%
Jan	4	4,230	1,405	634	372	213	6,854	11,377	80,030	75%	11,880	15%
Feb	5	2,802	438	270	268	148	3,927	6,758	83,956	78%	12,879	15%
Feb	6	1,254	308	229	101	141	2,033	3,924	85,990	80%	13,444	16%
Total to W-6 2022/23		42,849	24,972	6,280	9,742	2,147	85,990	107,178	→ Total season 2021/22			
Total to W-6 2021/22		47,430	30,470	7,651	11,104	2,939	99,595					
Total to W-6 2020/21		53,984	29,090	10,289	11,504	3,320	108,187					
VAR 22/23 vs 21/22		-10%	-18%	-18%	-12%	-27%	-14%					
VAR 22/23 vs 20/21		-21%	-14%	-39%	-15%	-35%	-21%					

Source: SAG-ASOEX. Devised by iQonsulting

Chilean Blueberries. Weekly Departures (Ton). Up to week 6



-13%
83,523 TON
SEA FREIGHT



-62%
1,378 TON
AIR

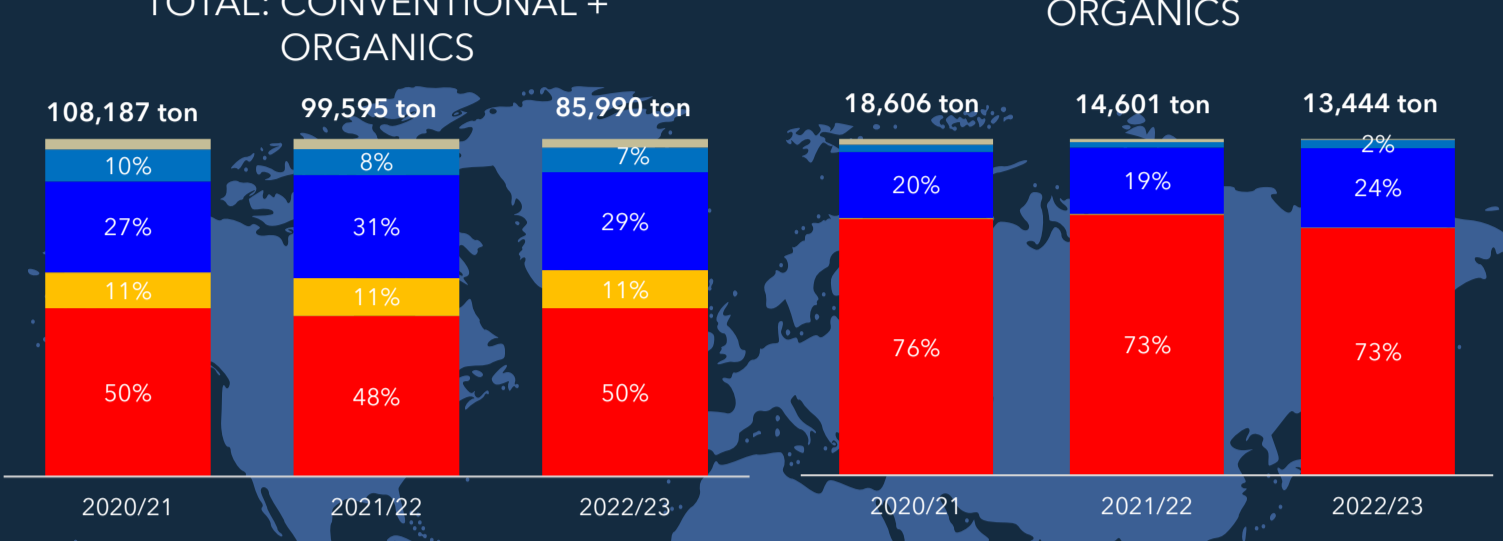


+127%
1,089 TON
OVER LAND

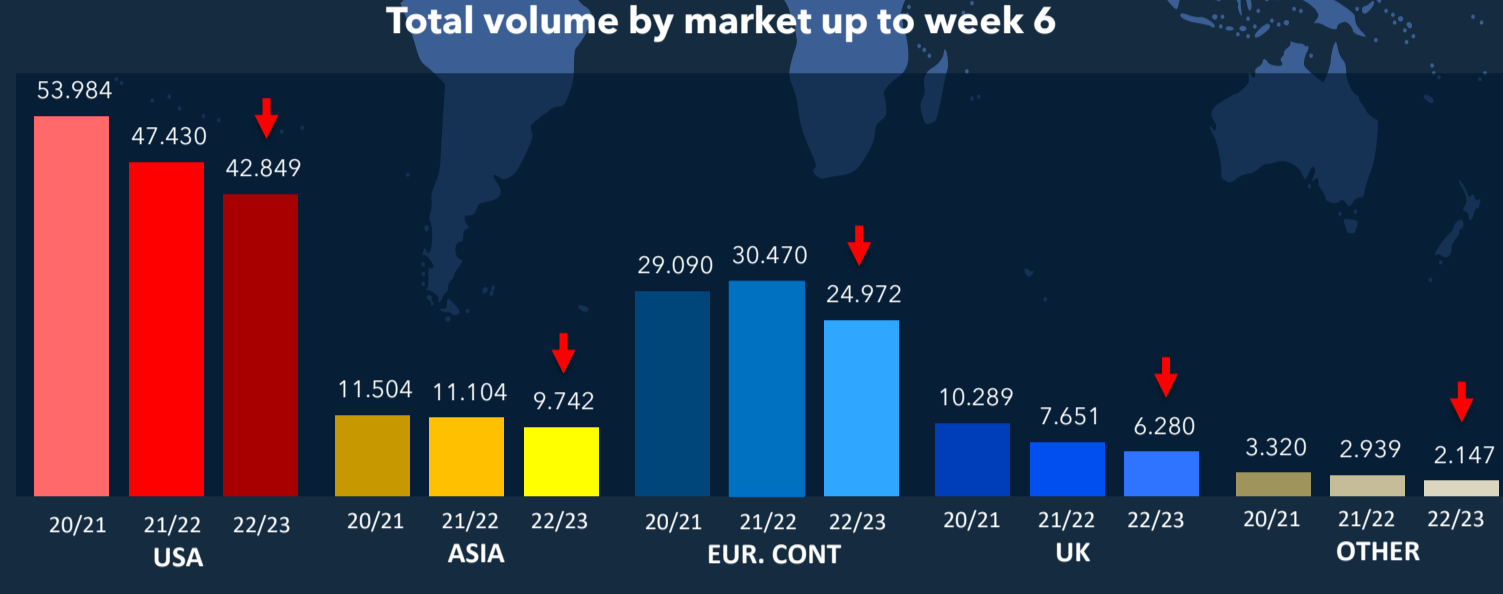
DESTINATION MARKETS EXPORTS UP TO WEEK 6

TOTAL: CONVENTIONAL + ORGANICS

ORGANICS



Total volume by market up to week 6



TOP 3 Destination Countries up to week 6



42,849 TON
USA



24,481 TON
NETHERLAND

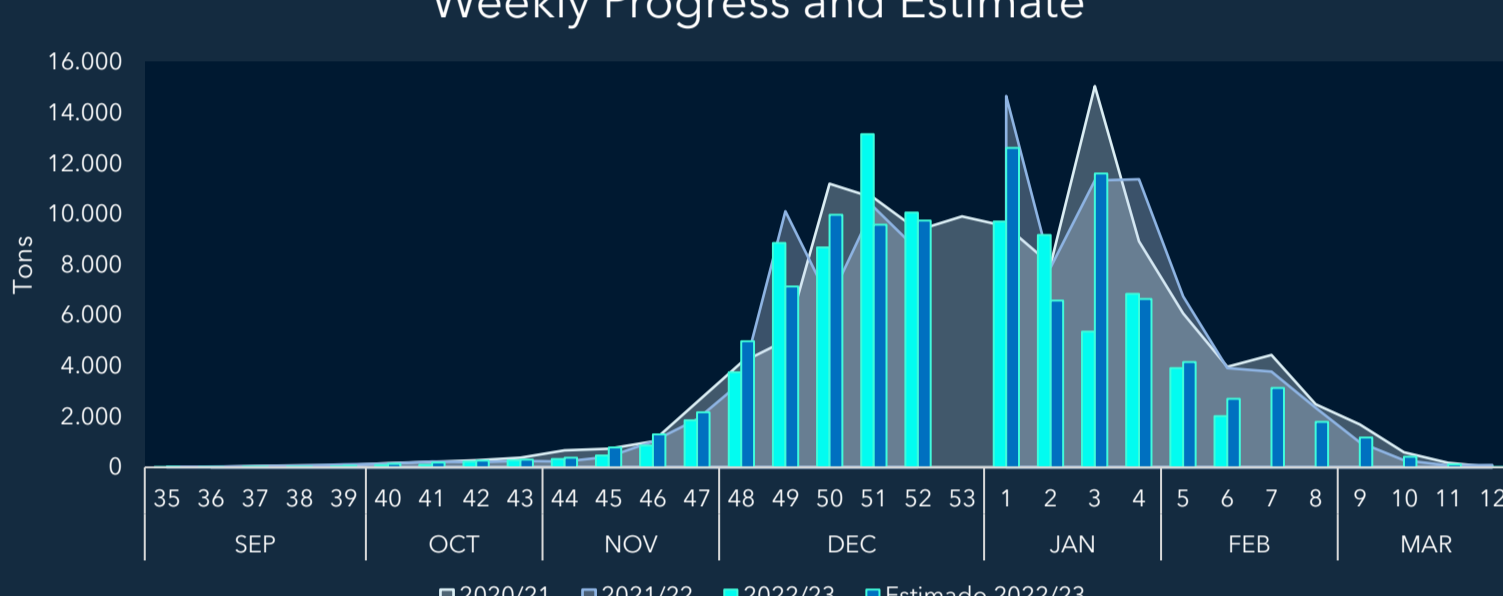


6,205 TON
UNITED KINGDOM

Source: SAG-ASOEX. Devised by iQonsulting

BLUEBERRY WEEKLY SHIPMENT

Weekly Progress and Estimate



Source: SAG-ASOEX. Devised by iQonsulting

Accumulated weekly progress



Source: SAG-ASOEX. Devised by iQonsulting

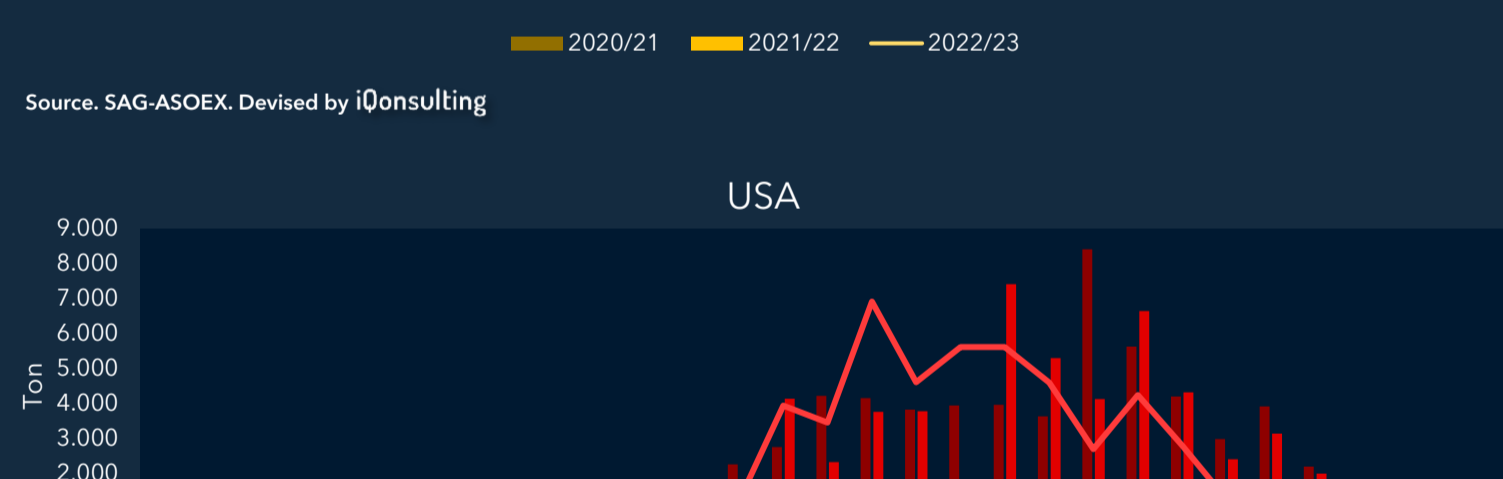
WEEKLY SHIPMENTS PER MARKET

ASIA



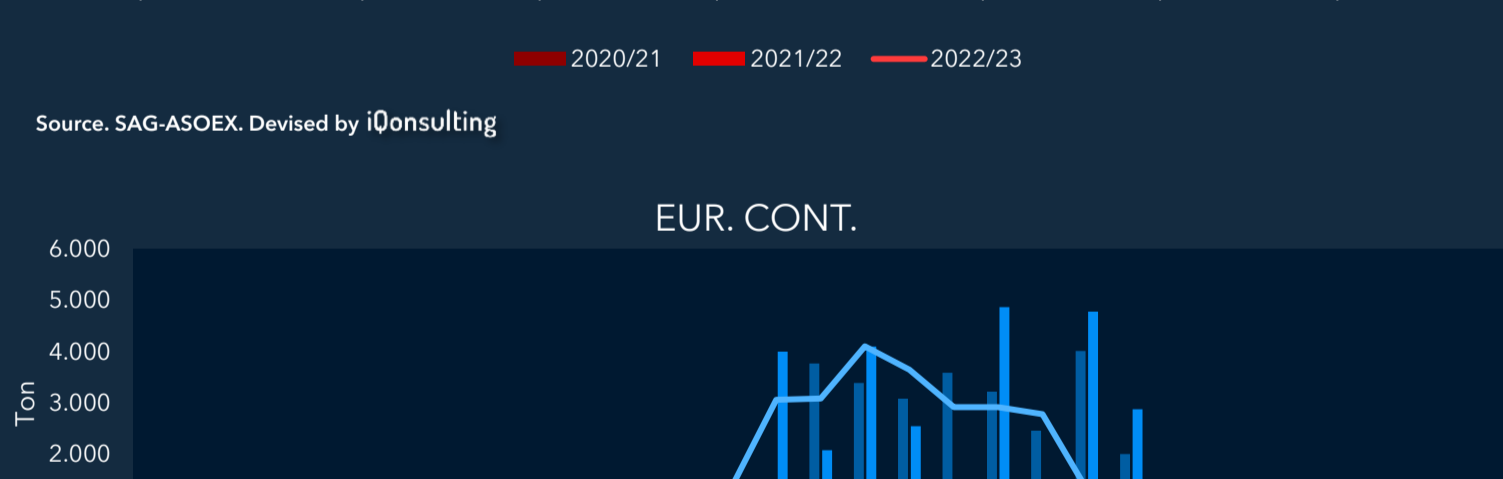
Source: SAG-ASOEX. Devised by iQonsulting

USA



Source: SAG-ASOEX. Devised by iQonsulting

EUR. CONT.



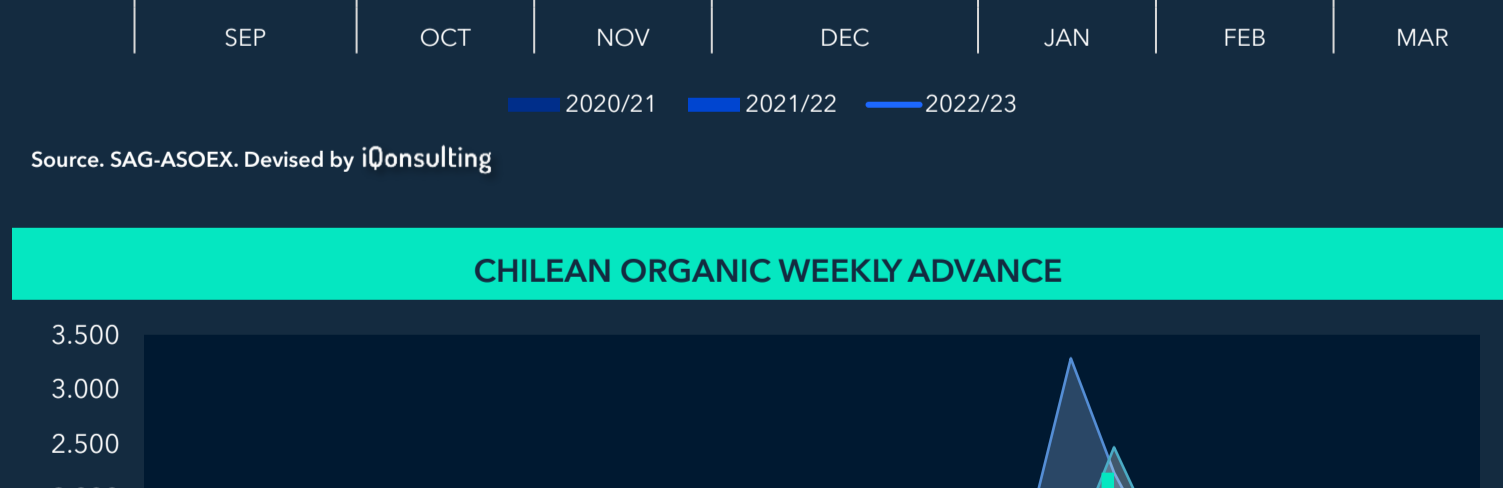
Source: SAG-ASOEX. Devised by iQonsulting

UK



Source: SAG-ASOEX. Devised by iQonsulting

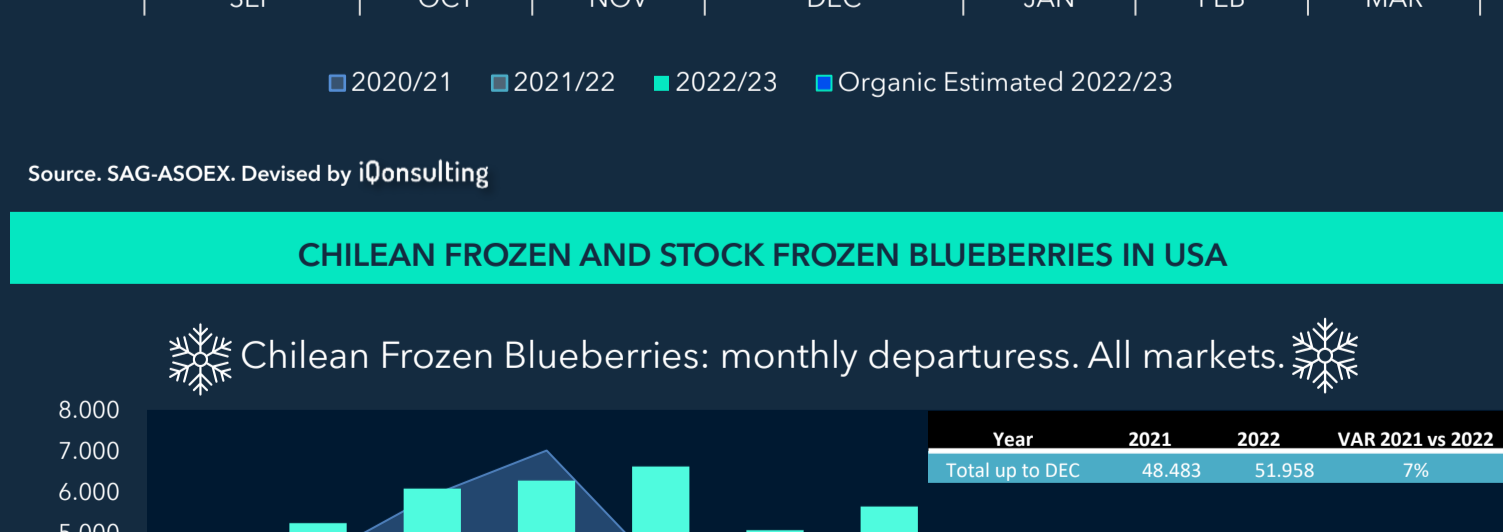
CHILEAN ORGANIC WEEKLY ADVANCE



Source: SAG-ASOEX. Devised by iQonsulting

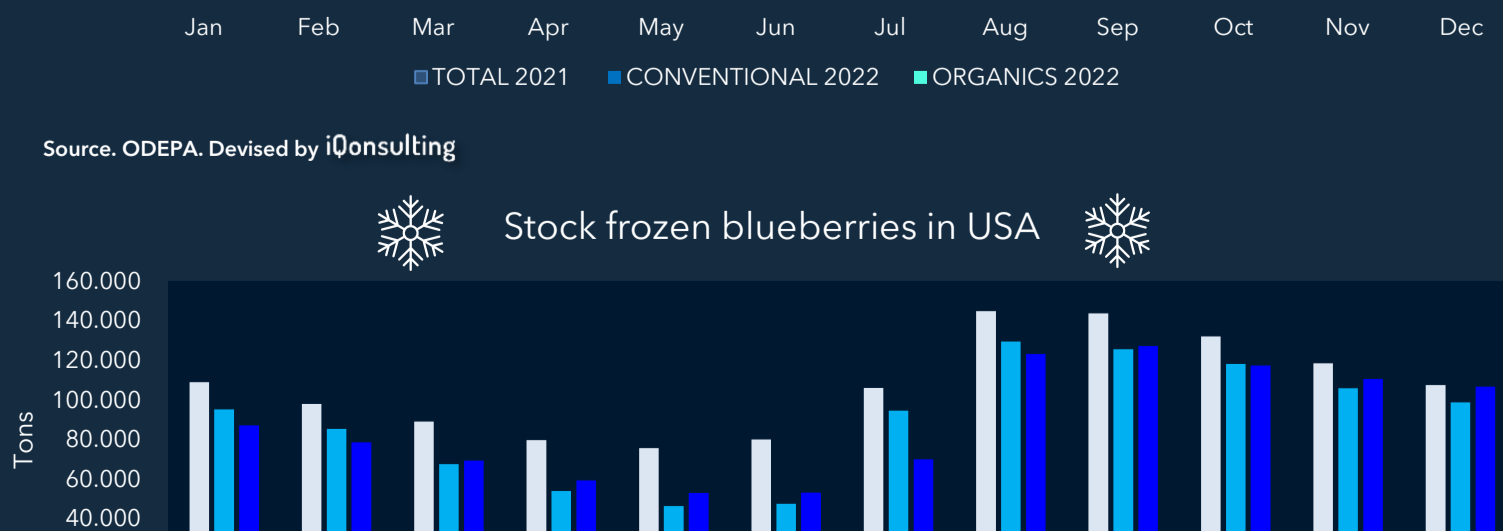
CHILEAN FROZEN AND STOCK FROZEN BLUEBERRIES IN USA

Chilean Frozen Blueberries: monthly departures. All markets



Source: ODEPA. Devised by iQonsulting

Stock frozen blueberries in USA



Source: USDA. Devised by iQonsulting