

CHILEAN BLUEBERRY COMMITTEE CROP & EXPORTS REPORT

WEEK 5 (Jan 29th - Feb 4th 2024)
EDITED WEEK 6

Powered by iConsulting

WEEKLY ADVANCE WEEK 5

Month	Week	Export Progress (Ton)					Total (Ton)			Export Progress vs Total estimated	Organic	
		USA	EUR. CONT.	UK	ASIA	OTHER	2023/24	2022/23	Accum 2023/24		Accum	Share %
Ago	35	-	-	-	34	-	34	6	34	0%	-	-
Sep	36	-	-	-	53	-	53	16	87	0%	-	-
Sep	37	6	5	-	71	-	82	30	169	0%	1	1%
Sep	38	2	2	-	54	-	58	33	227	0%	1	1%
Sep	39	9	2	-	108	-	120	45	347	0%	6	2%
Oct	40	18	1	-	162	2	184	99	530	1%	11	2%
Oct	41	43	-	-	93	-	135	100	665	1%	40	6%
Oct	42	90	-	-	147	7	244	227	909	1%	96	11%
Oct	43	216	-	-	60	3	279	289	1,188	1%	222	19%
Nov	44	232	-	4	51	14	301	331	1,489	2%	379	25%
Nov	45	276	45	9	110	15	456	476	1,945	2%	543	28%
Nov	46	399	69	43	162	12	684	869	2,628	3%	730	28%
Nov	47	358	235	149	150	13	906	1,865	3,534	4%	868	25%
Dec	48	544	564	182	214	74	1,579	3,763	5,113	6%	1,055	21%
Dec	49	1,206	1,156	349	400	146	3,257	8,863	8,370	10%	1,292	15%
Dec	50	2,183	1,772	471	356	162	4,944	8,689	13,314	17%	1,752	13%
Dec	51	4,108	4,658	1,038	1,933	172	11,909	13,167	25,223	31%	2,620	10%
Dec	52	3,523	3,806	652	1,006	223	9,209	10,062	34,432	43%	3,510	10%
Jan	1	2,537	432	414	458	88	3,930	9,694	38,362	48%	4,177	11%
Jan	2	5,779	5,644	1,228	1,265	220	14,136	9,174	52,499	66%	6,114	12%
Jan	3	3,570	4,671	690	506	321	9,757	5,343	62,256	78%	7,940	13%
Jan	4	4,510	1,153	393	1,015	86	7,158	6,818	69,414	87%	9,647	14%
Feb	5	2,864	1,681	391	391	116	5,443	3,927	74,857	93%	11,312	15%
Total to W-5 2023/24		32,473	25,898	6,013	8,799	1,673	74,857					
Total to W-5 2022/23		41,511	24,595	6,061	9,641	2,005	83,813					
Total to W-5 2021/22		45,033	29,539	7,482	10,952	2,665	95,670					
VAR 23/24 vs 22/23		-22%	5%	-1%	-9%	-17%	-11%					
VAR 23/24 vs 21/22		-28%	-12%	-20%	-20%	-37%	-22%					



-15%

81,485 TON
SEA FREIGHT



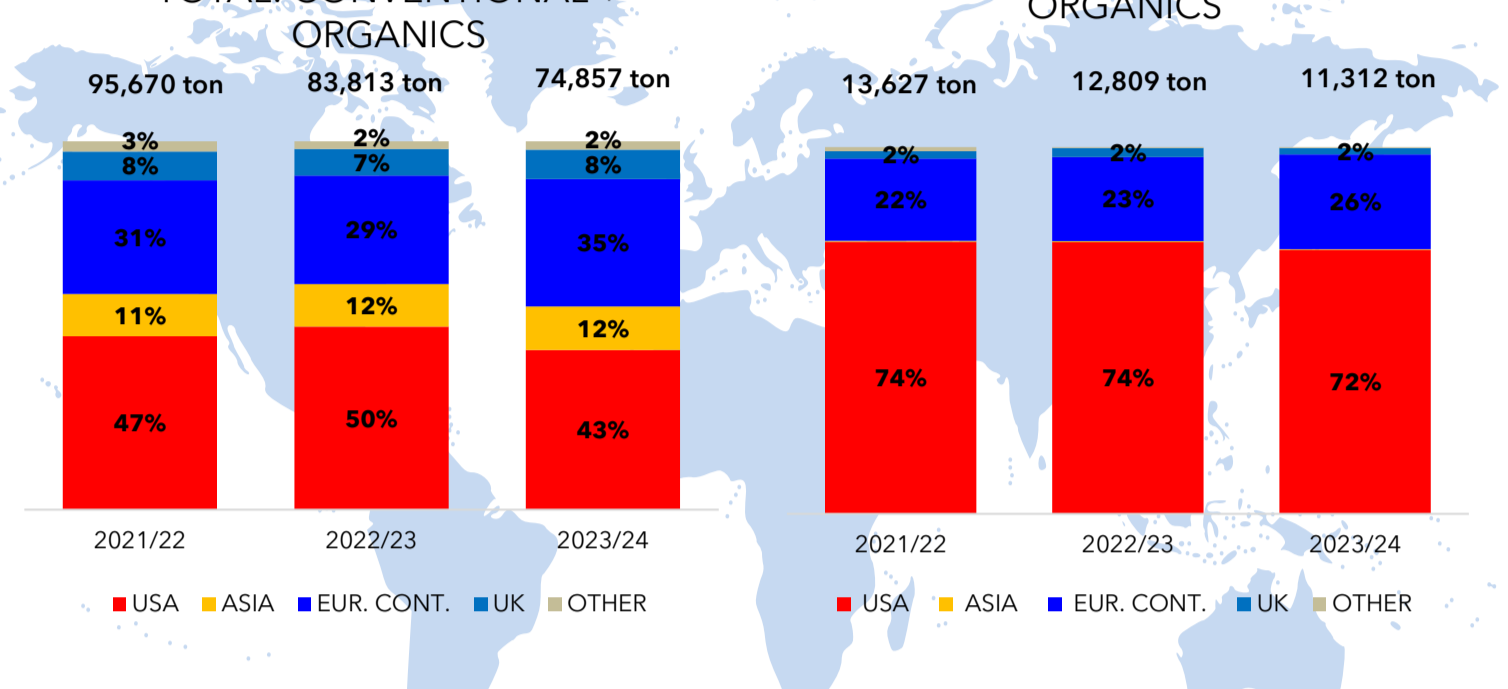
215%

4,218 TON
AIR

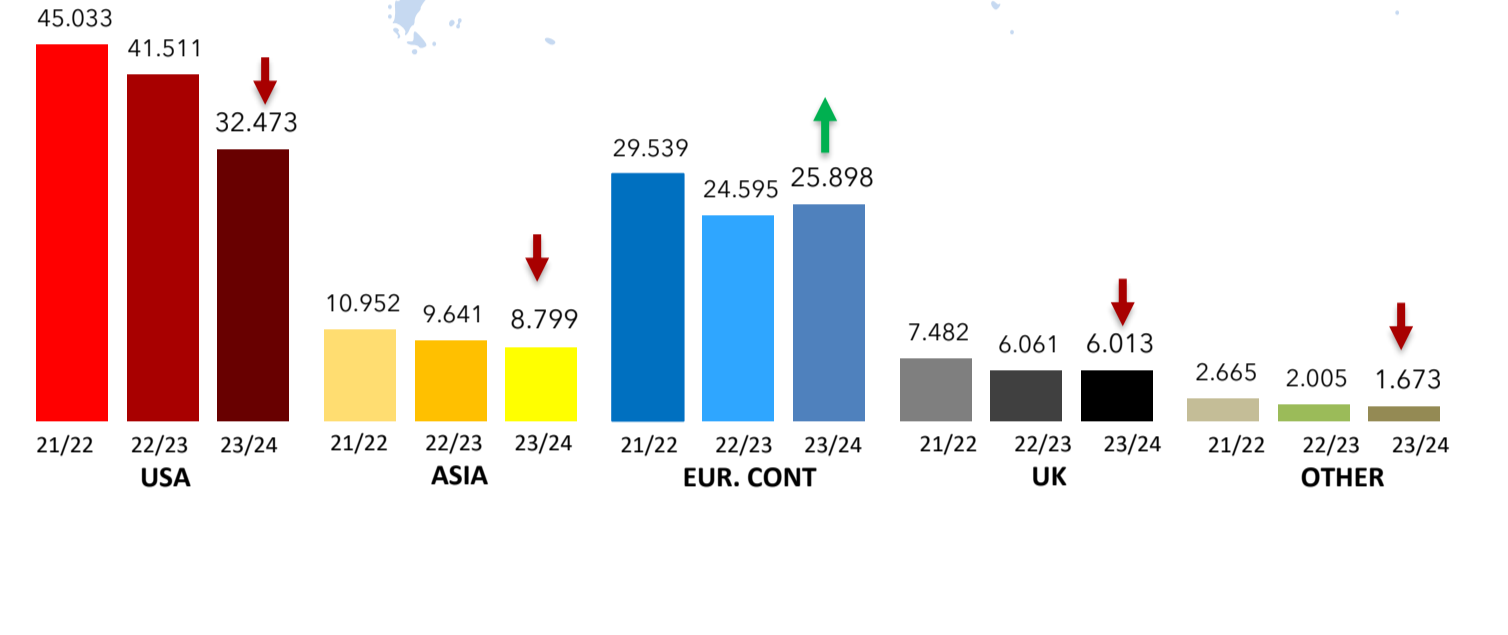
EXPORTS DESTINATION MARKETS UP TO WEEK 5

TOTAL: CONVENTIONAL + ORGANICS

ORGANICS



Total volume by market up to week 5

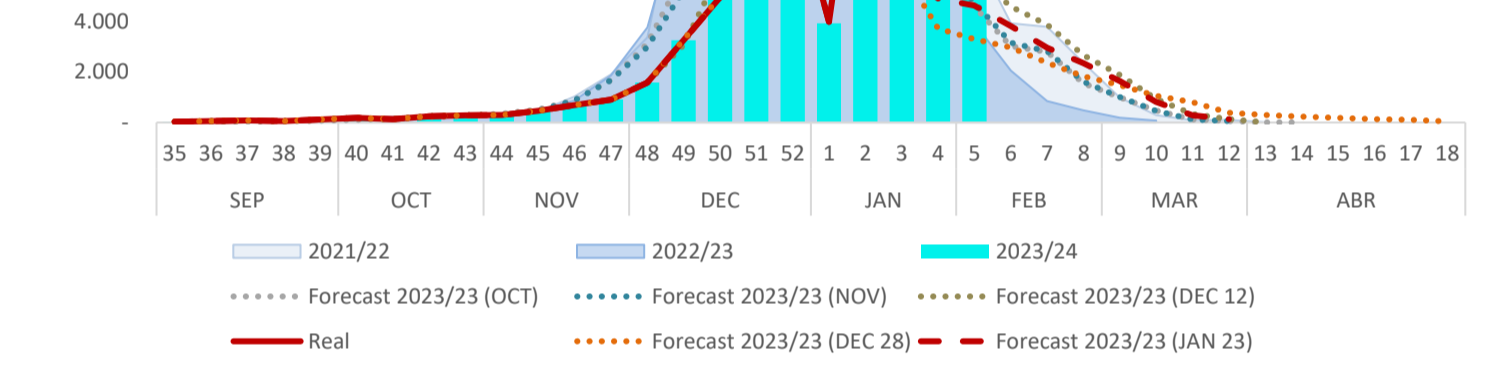


TOP 3 Destination Countries up to week 5

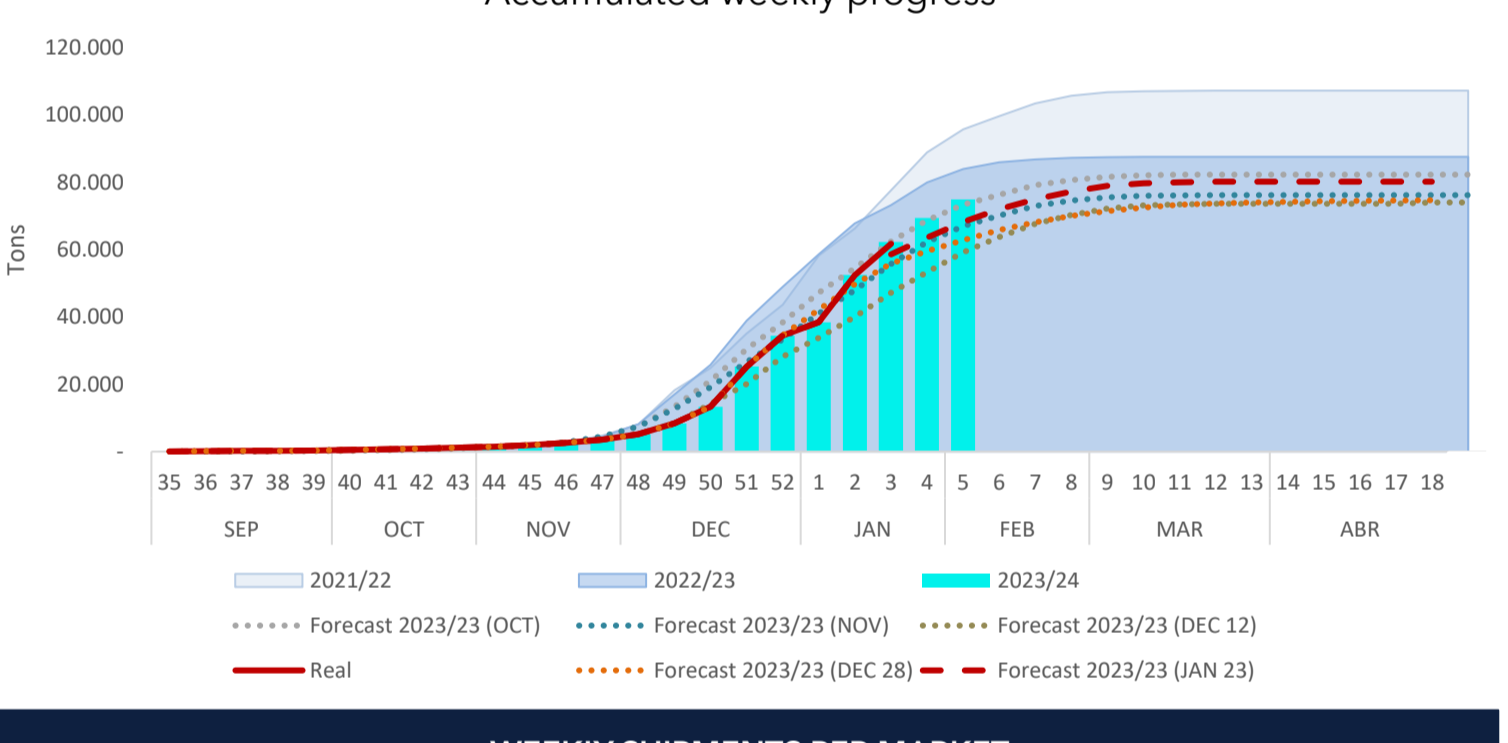


FRESH BLUEBERRY WEEKLY SHIPMENTS

Weekly Progress

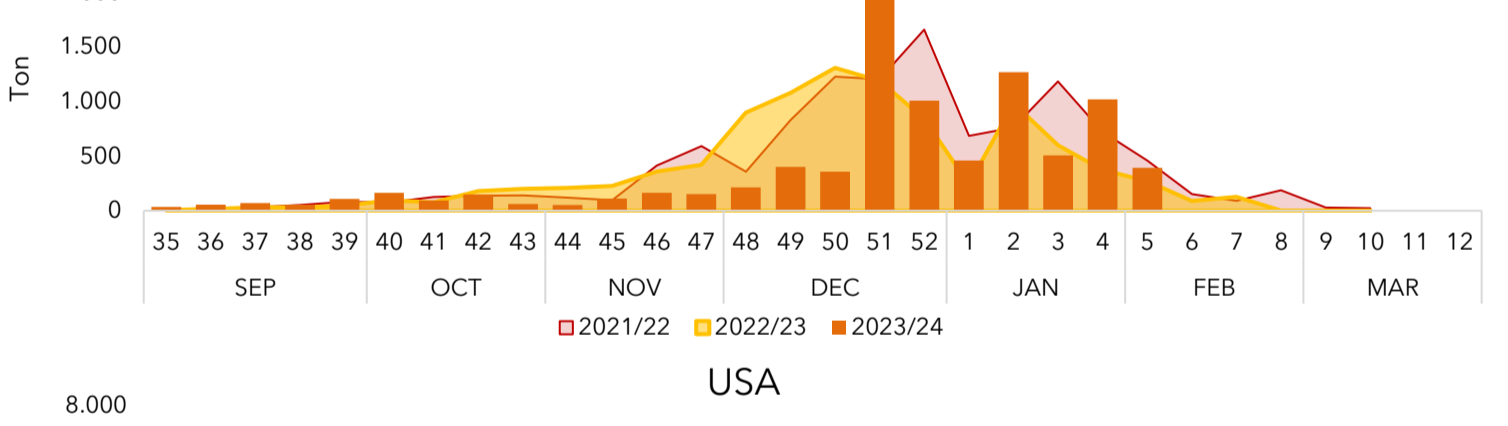


Accumulated weekly progress

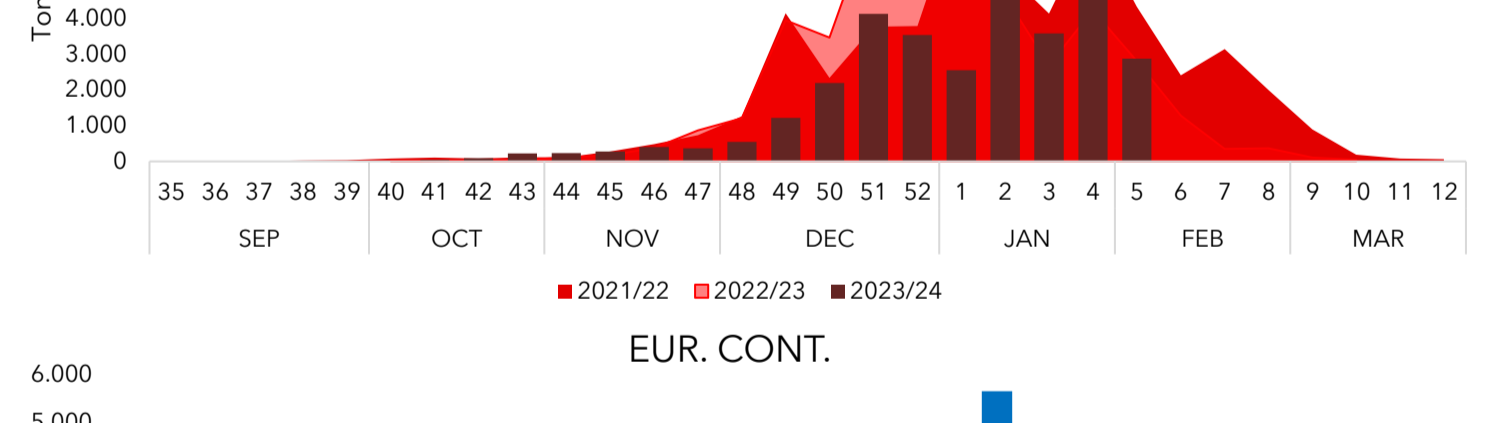


WEEKLY SHIPMENTS PER MARKET

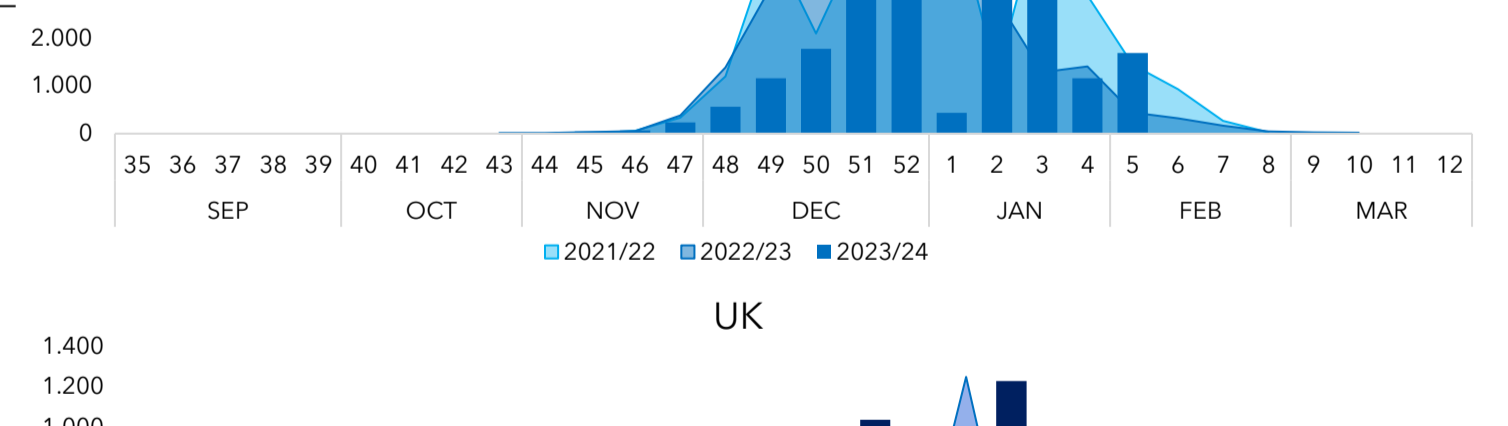
ASIA



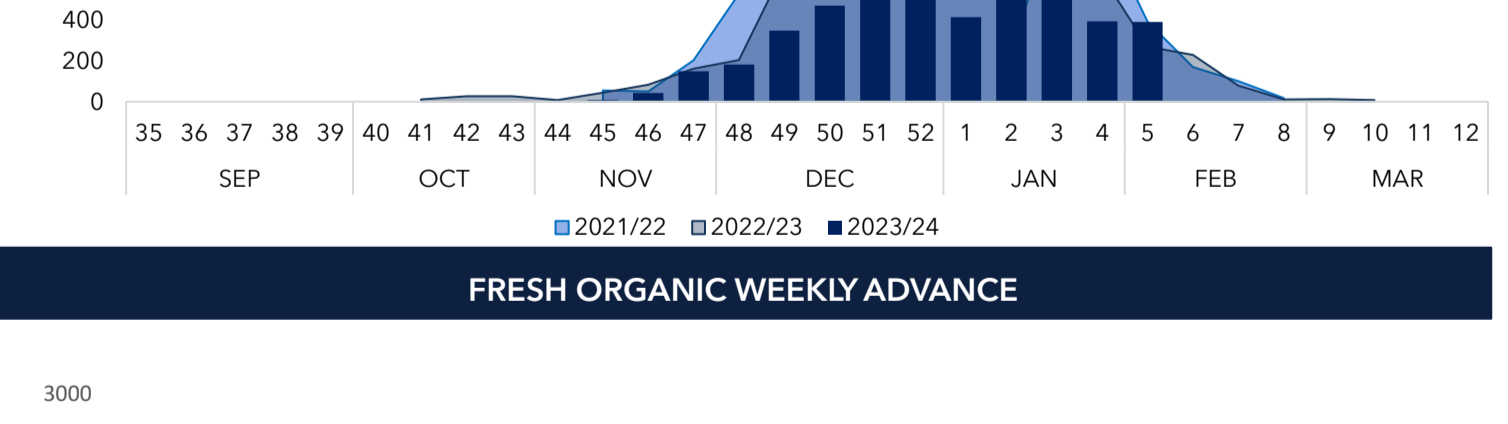
USA



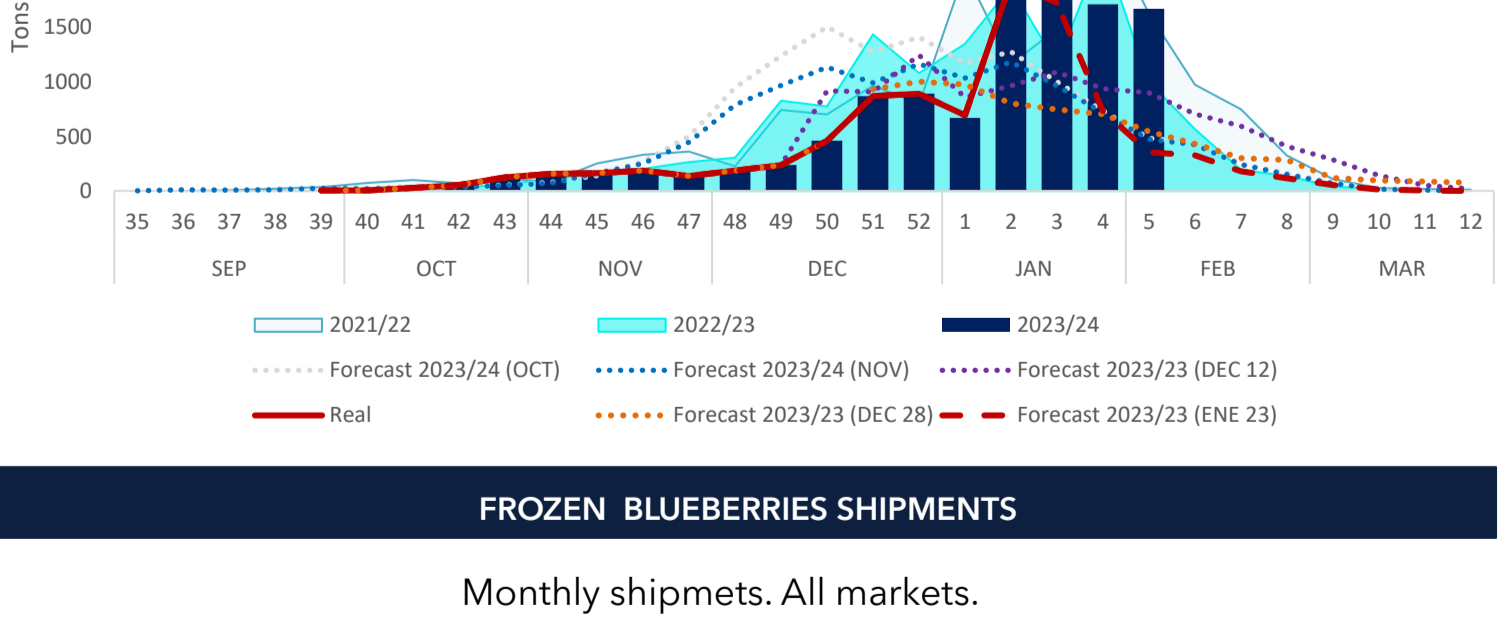
EUR. CONT.



UK

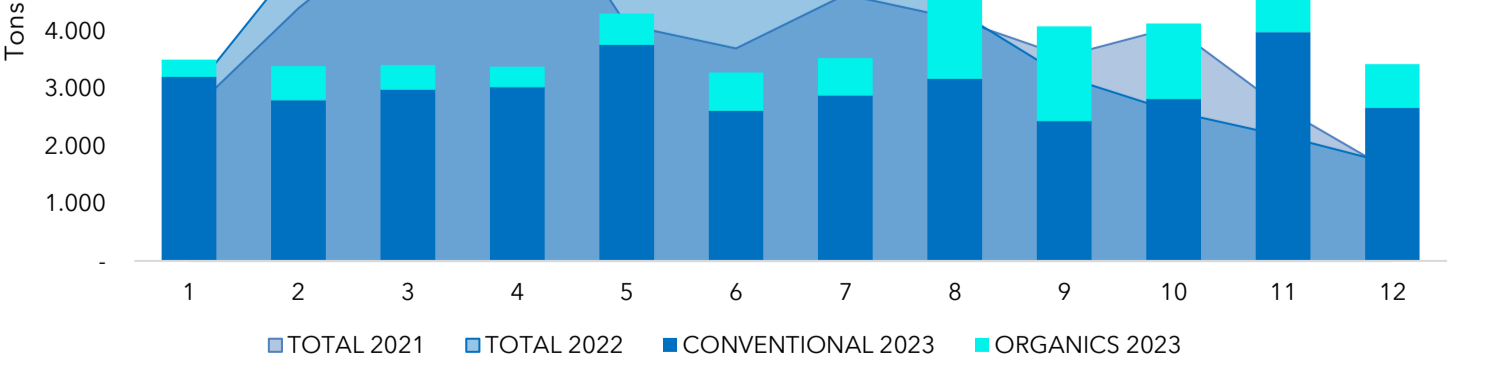


FRESH ORGANIC WEEKLY ADVANCE



FROZEN BLUEBERRIES SHIPMENTS

Monthly shipments. All markets.



Stock frozen blueberries in USA

