

CHILEAN BLUEBERRY COMMITTEE CROP & EXPORTS REPORT

WEEK 5 (Jan 30th - Feb 05th 2023)
EDITED WEEK 6

Powered by iQonsulting

WEEKLY ADVANCE WEEK 5

| Month | Week | Export Progress (Ton) | | | | | Total (Ton) | | | Export Progress vs total 2021/22 | Organic | |
|----------------------|------|-----------------------|------------|-------|--------|-------|-------------|---------|------------------------|----------------------------------|---------|---------|
| | | 2022/23 | | | | | 2022/23 | 2021/22 | Accum 2022/23 | | Accum | Share % |
| | | USA | EUR. CONT. | UK | ASIA | OTHER | | | | | | |
| Jan | 1 | 5,602 | 2,925 | 713 | 240 | 232 | 9,713 | 14,670 | 58,643 | 55% | 6,610 | 11% |
| Jan | 2 | 4,579 | 2,785 | 662 | 981 | 168 | 9,174 | 7,900 | 67,817 | 63% | 8,479 | 13% |
| Jan | 3 | 2,709 | 1,300 | 590 | 598 | 161 | 5,359 | 11,333 | 73,176 | 68% | 9,624 | 13% |
| Jan | 4 | 4,211 | 1,436 | 634 | 372 | 213 | 6,866 | 11,377 | 80,041 | 75% | 11,870 | 15% |
| Feb | 5 | 2,759 | 438 | 270 | 230 | 148 | 3,845 | 6,758 | 83,886 | 78% | 12,870 | 15% |
| Total to W-5 2022/23 | | 41,541 | 24,676 | 6,051 | 9,602 | 2,017 | 83,886 | 107,178 | → Total season 2021/22 | | | |
| Total to W-5 2021/22 | | 45,033 | 29,539 | 7,482 | 10,952 | 2,665 | 95,670 | | | | | |
| Total to W-5 2020/21 | | 51,005 | 28,895 | 9,962 | 11,145 | 3,201 | 104,208 | | | | | |
| VAR 22/23 vs 21/22 | | -8% | -16% | -19% | -12% | -24% | -12% | | | | | |
| VAR 22/23 vs 20/21 | | -19% | -15% | -39% | -14% | -37% | -20% | | | | | |

2021/22: 8,858 CONTAINERS
2022/23: 7,767 CONTAINERS
Up to week 5

Source: SAG-ASOEX. Devised by iQonsulting

Chilean Blueberries. Weekly Departures (Ton). Up to week 5



-11%
81,559 TON SEA FREIGHT



-62%
1,340 TON AIR

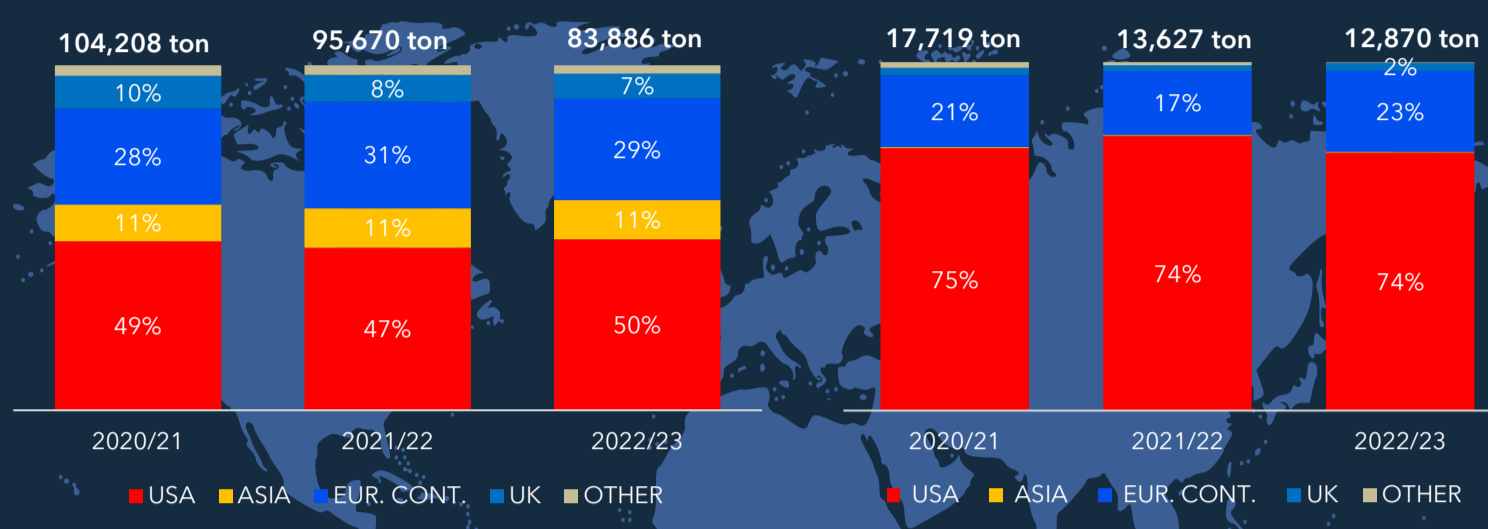


+137%
988 TON OVER LAND

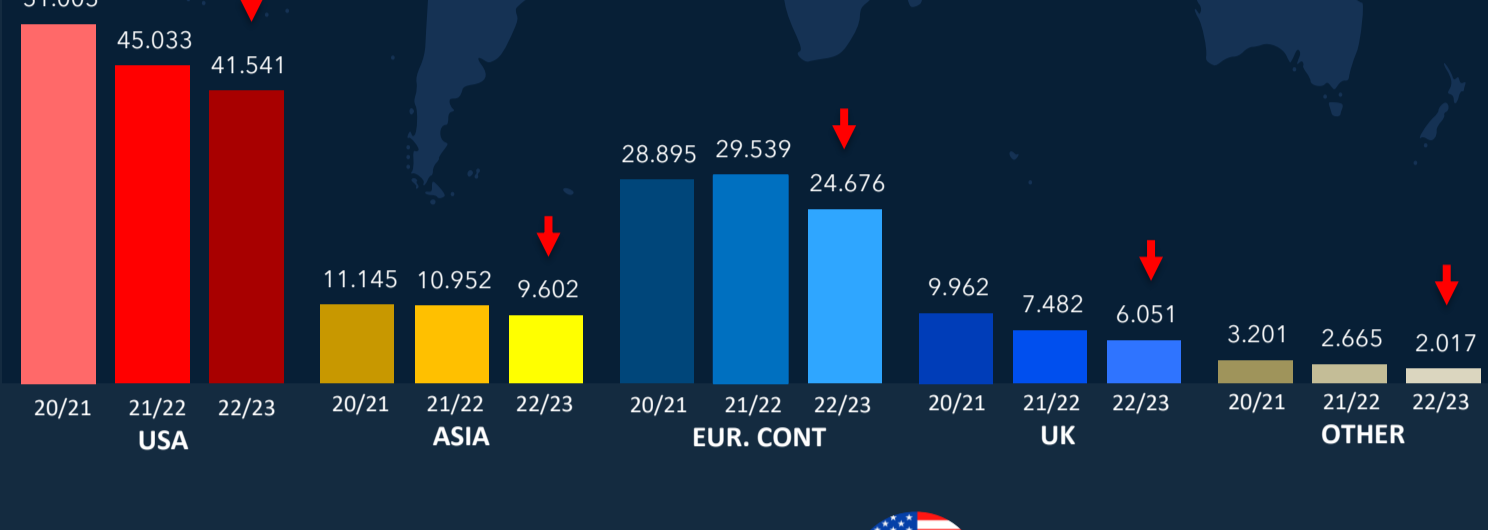
DESTINATION MARKETS EXPORTS UP TO WEEK 5

TOTAL: CONVENTIONAL + ORGANICS


ORGANICS



Total volume by market up to week 5



TOP 3 Destination Countries up to week 5



41,541 TON USA



24,185 TON NETHERLAND

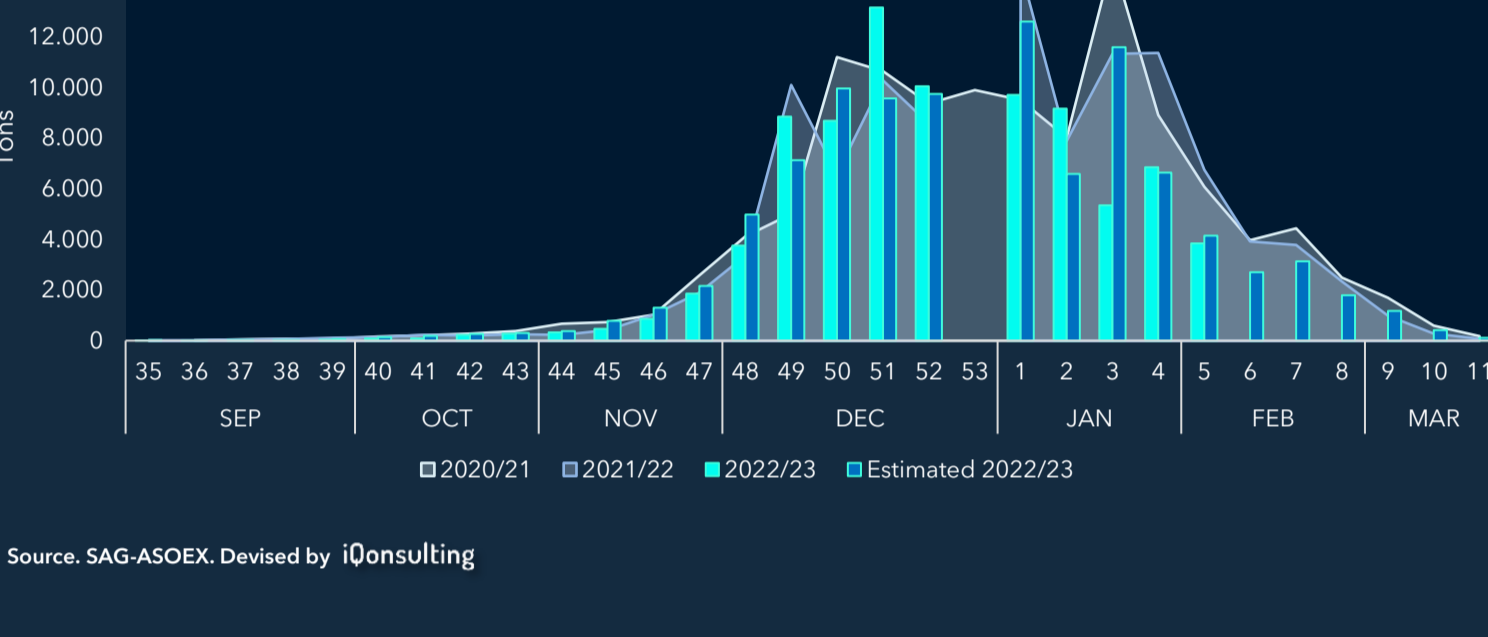


5,995 TON UNITED KINGDOM

Source: SAG-ASOEX. Devised by iQonsulting

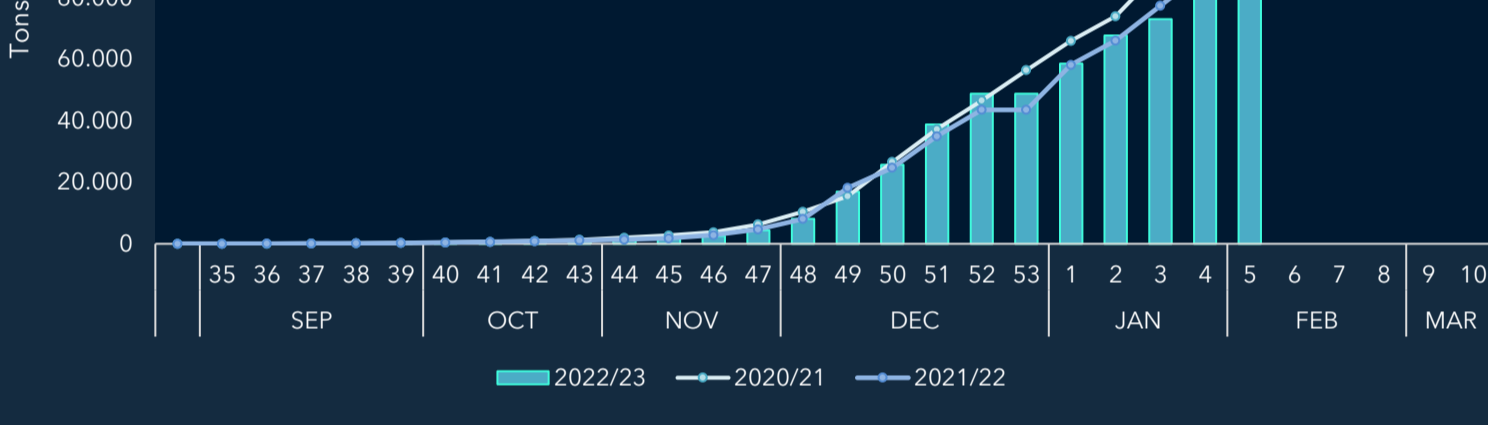
BLUEBERRY WEEKLY SHIPMENT

Weekly Progress and Estimate



Source: SAG-ASOEX. Devised by iQonsulting

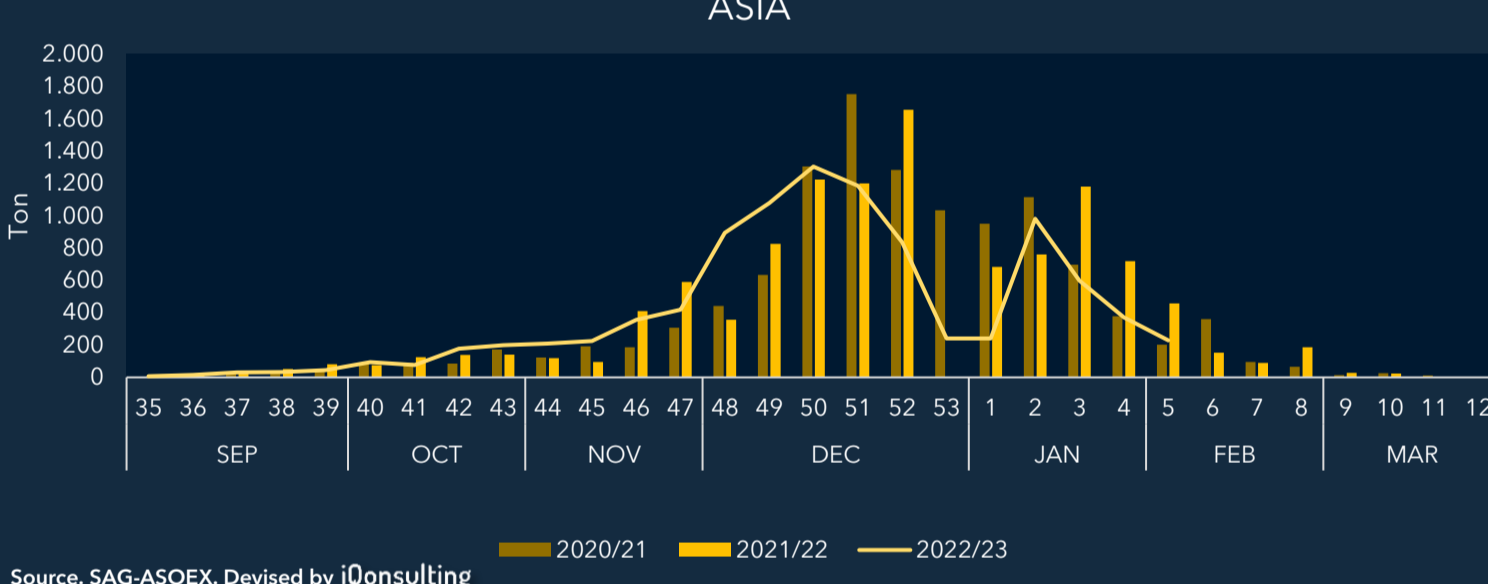
Accumulated weekly progress



Source: SAG-ASOEX. Devised by iQonsulting

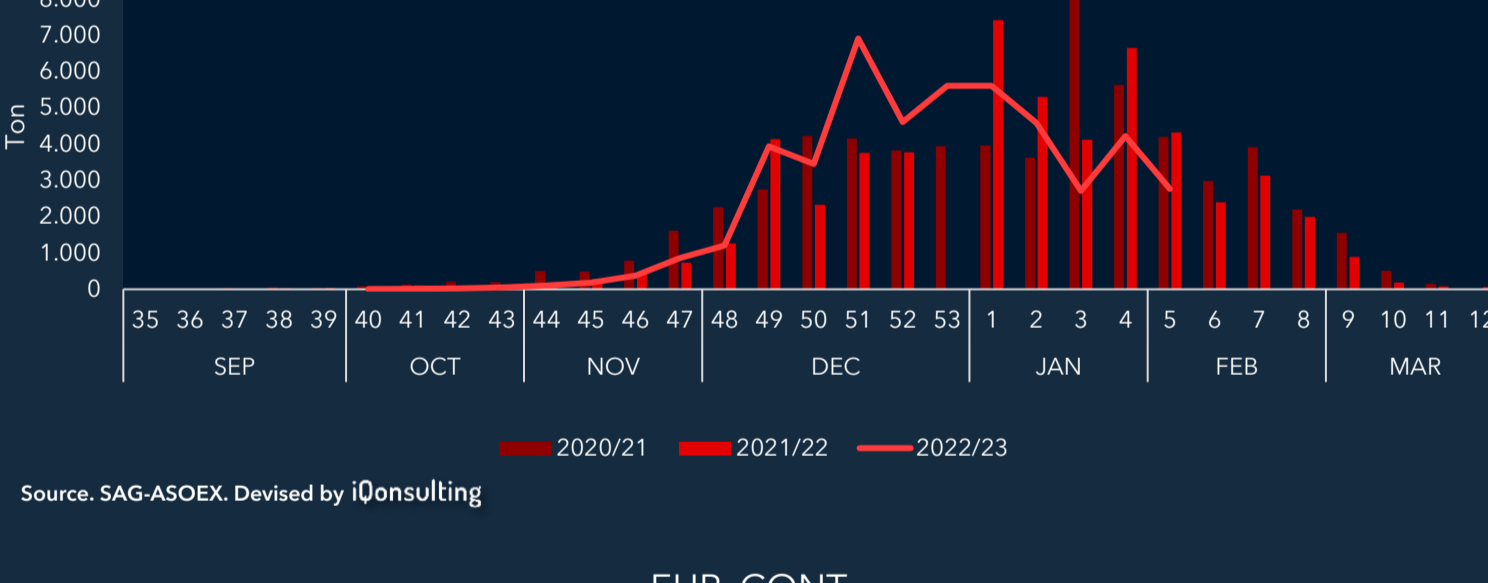
WEEKLY SHIPMENTS PER MARKET

ASIA



Source: SAG-ASOEX. Devised by iQonsulting

USA



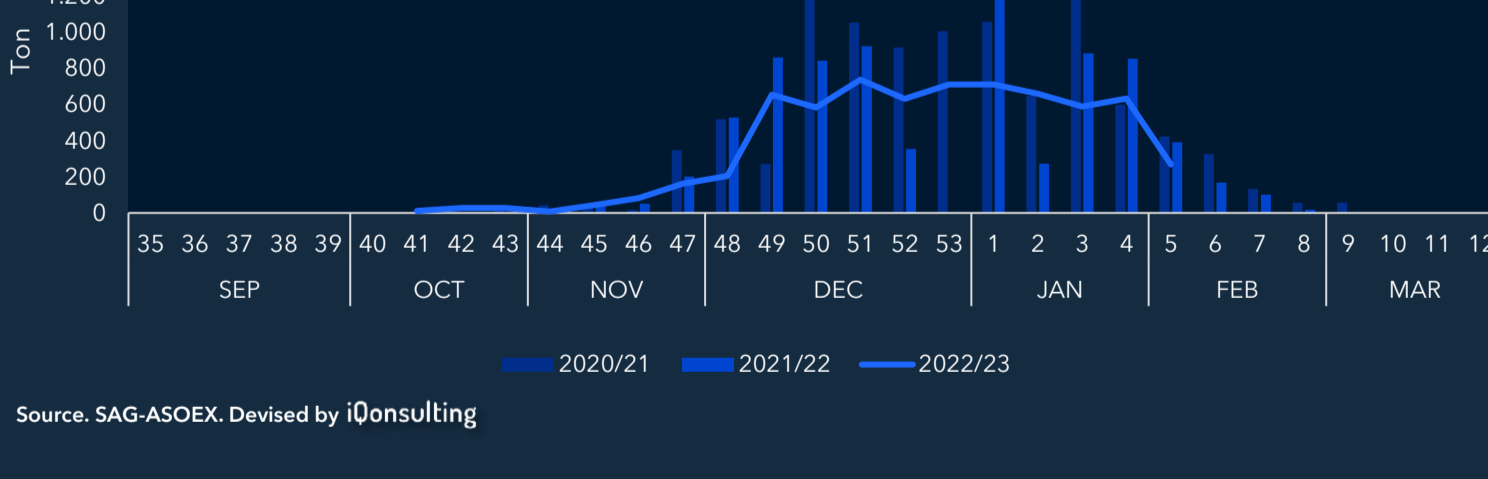
Source: SAG-ASOEX. Devised by iQonsulting

EUR. CONT.



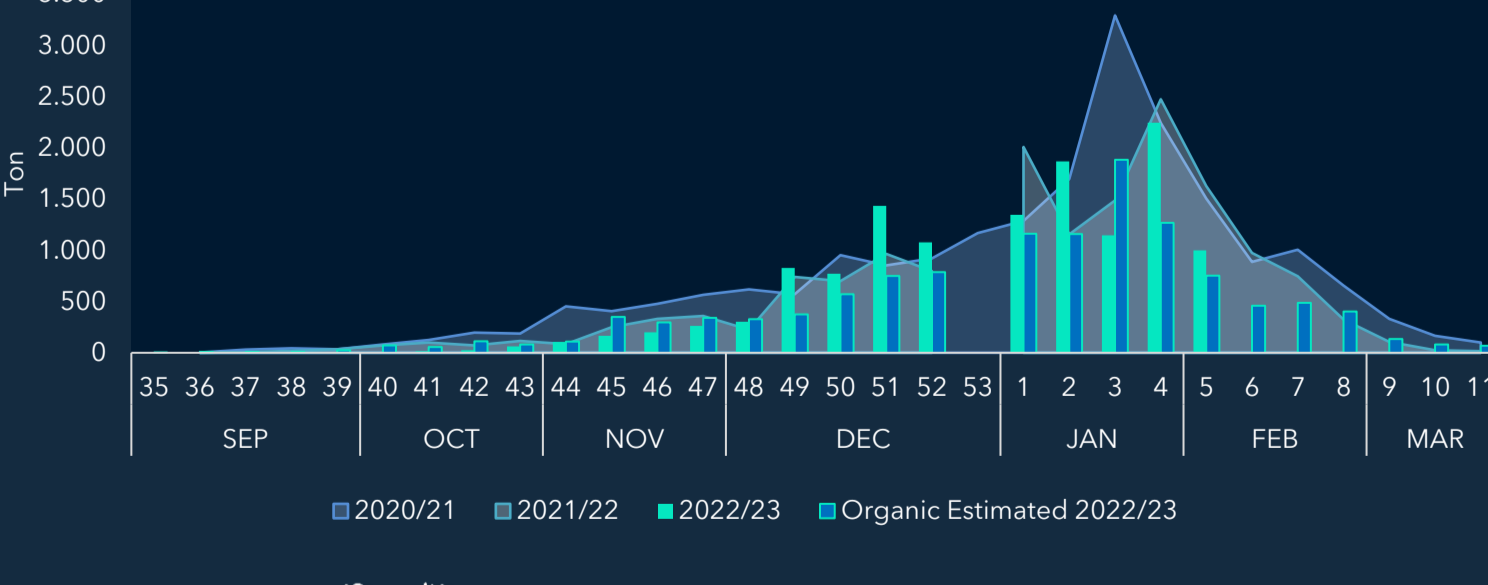
Source: SAG-ASOEX. Devised by iQonsulting

UK



Source: SAG-ASOEX. Devised by iQonsulting

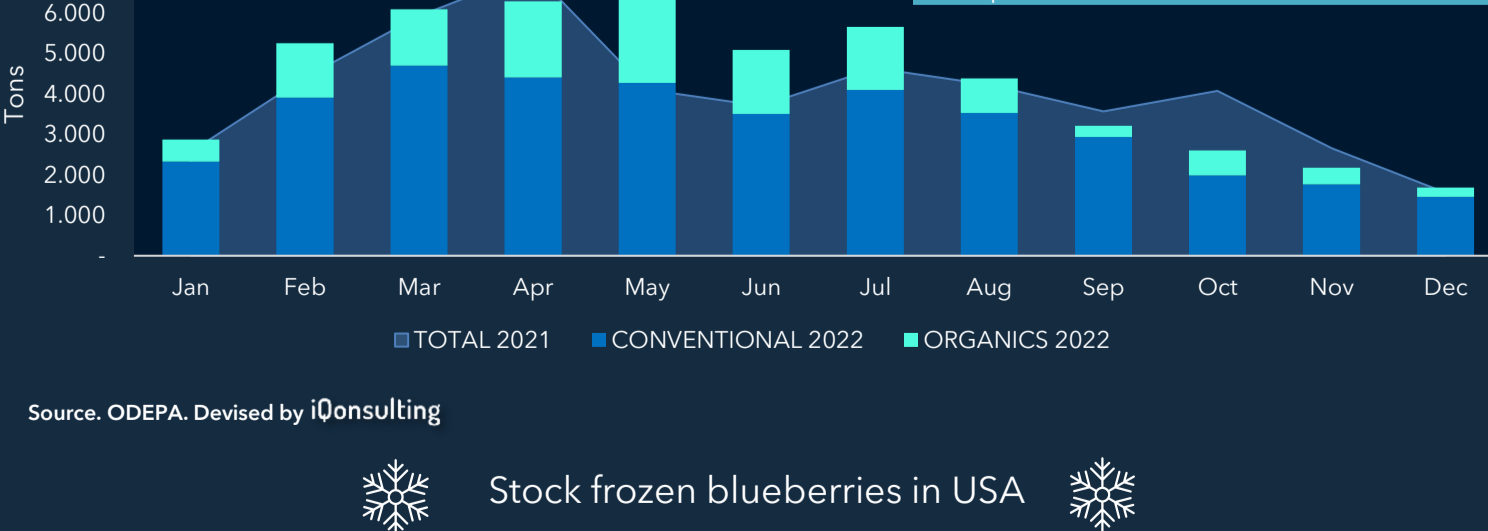
CHILEAN ORGANIC WEEKLY ADVANCE



Source: SAG-ASOEX. Devised by iQonsulting

CHILEAN FROZEN AND STOCK FROZEN BLUEBERRIES IN USA

Chilean Frozen Blueberries: monthly departures. All markets



Source: ODEPA. Devised by iQonsulting

Stock frozen blueberries in USA



Source: USDA. Devised by iQonsulting