

CHILEAN BLUEBERRY COMMITTEE CROP & EXPORTS REPORT

WEEK 4 (Jan 23th - Jan 29th 2023)
EDITED WEEK 5

Powered by iQonsulting

WEEKLY ADVANCE WEEK 4

Month	Week	Export Progress (Ton)					Total (Ton)			Export Progress vs total 2021/22	Organic	
		2022/23					2022/23	2021/22	Accum 2022/23		Accum	Share %
		USA	EUR. CONT.	UK	ASIA	OTHER						
Dec	52	4,602	3,649	632	848	341	10,072	8,576	49,188	46%	5,293	11%
Jan	1	5,615	2,925	695	240	232	9,707	14,670	58,895	55%	6,639	11%
Jan	2	4,579	2,785	643	981	168	9,156	7,900	68,051	63%	8,492	12%
Jan	3	2,867	1,421	590	610	161	5,649	11,333	73,700	69%	9,757	13%
Jan	4	4,104	1,243	634	372	213	6,566	11,377	80,266	75%	11,912	15%
Total to W-4 2022/23		38,975	24,263	5,744	9,416	1,869	80,266	107,178	→ Total season 2021/22			
Total to W-4 2021/22		40,717	28,103	7,089	10,494	2,509	88,912					
Total to W-4 2020/21		46,817	27,848	9,538	10,942	2,974	98,119					
VAR 22/23 vs 21/22		-4%	-14%	-19%	-10%	-26%	-10%					
VAR 22/23 vs 20/21		-17%	-13%	-40%	-14%	-37%	-18%					

2021/22
8,233
CONTAINERS

2022/23
7,432
CONTAINERS

Up to week 4

Source: SAG-ASOEX. Devised by iQonsulting

Chilean Blueberries. Weekly Departures (Ton). Up to week 4



-8%
78,101 TON
SEA FREIGHT



-63%
1,287 TON
AIR

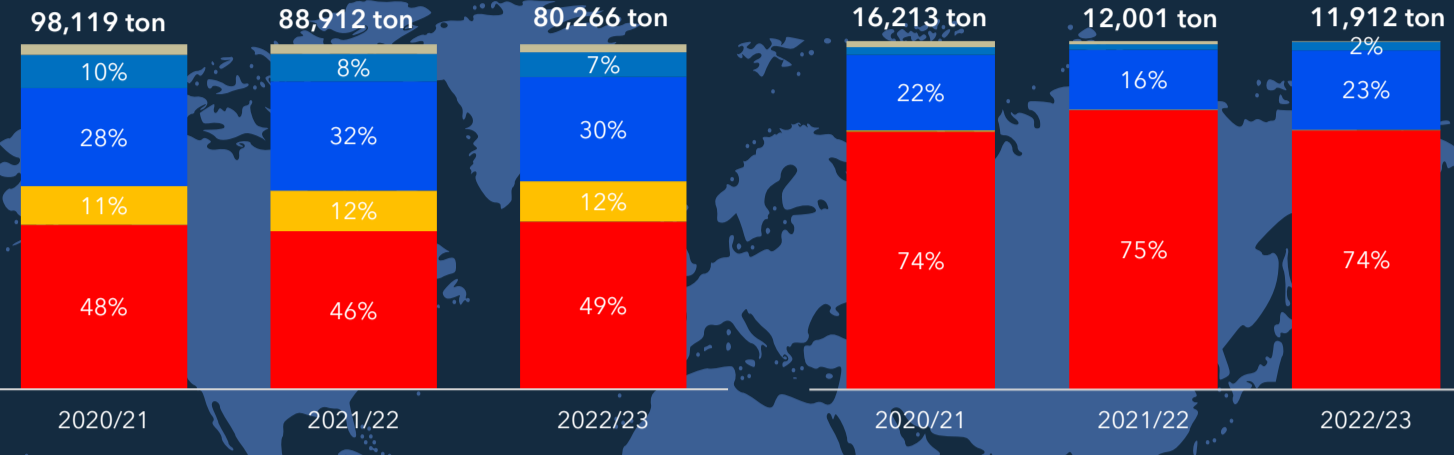


+129%
879 TON
OVER LAND

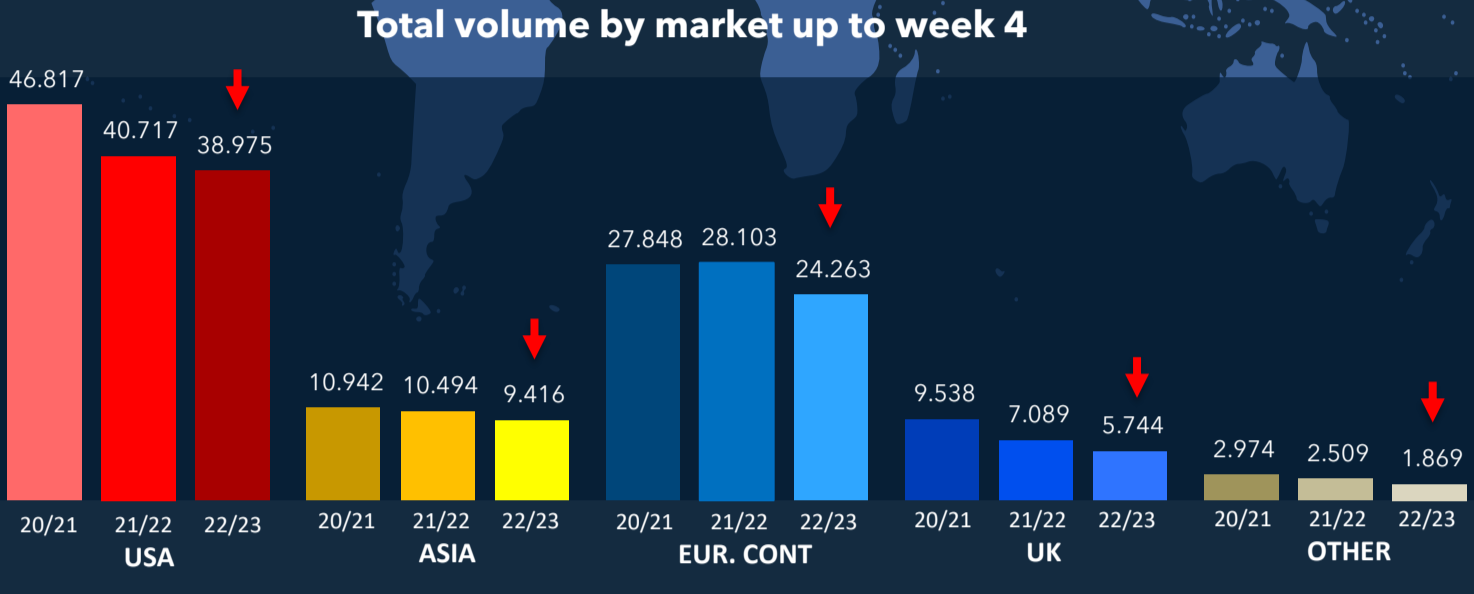
DESTINATION MARKETS EXPORTS UP TO WEEK 4

TOTAL: CONVENTIONAL + ORGANICS

ORGANICS



Total volume by market up to week 4



TOP 3 Destination Countries up to week 4



38,975 TON
USA

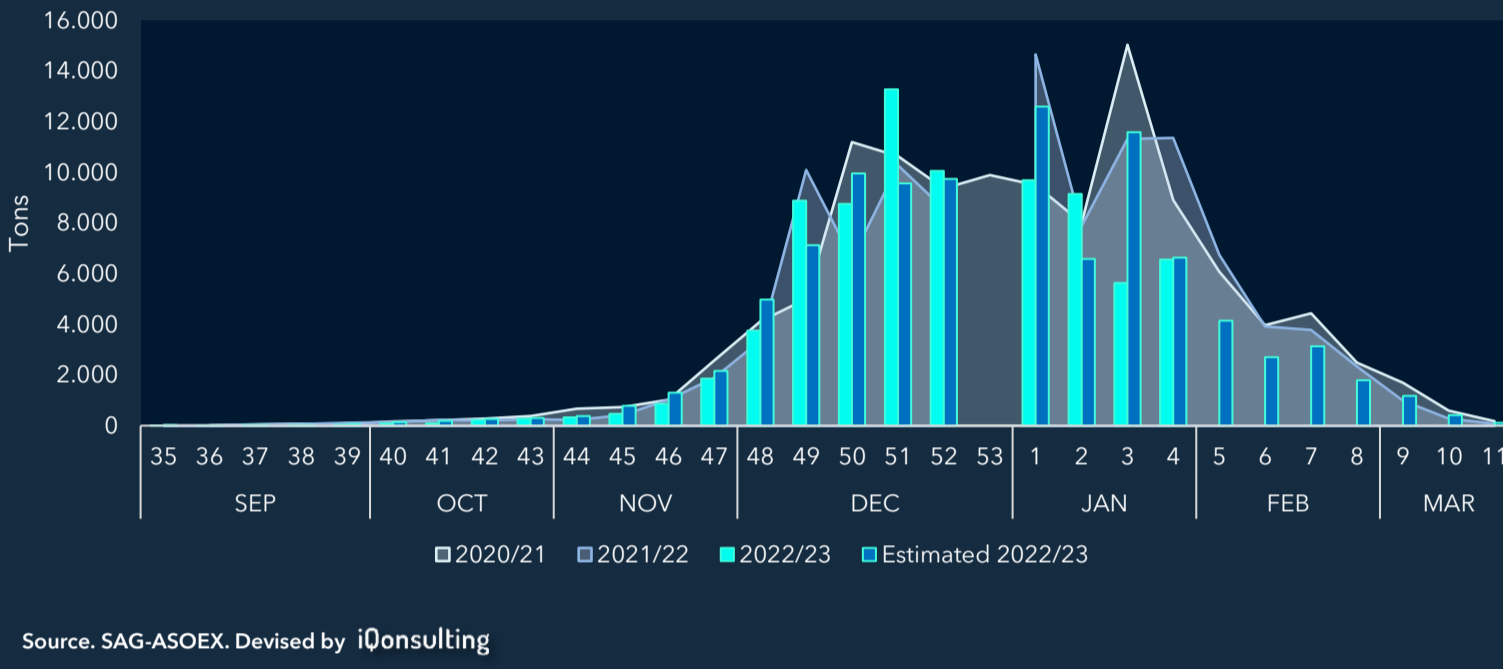
23,785 TON
NETHERLAND

5,669 TON
UNITED KINGDOM

Source: SAG-ASOEX. Devised by iQonsulting

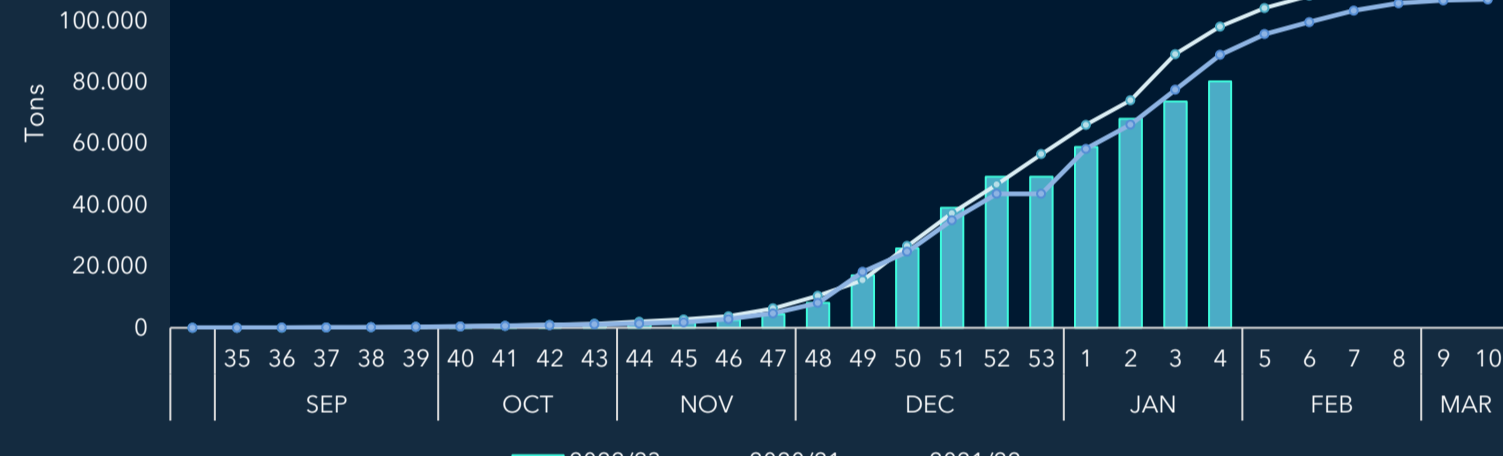
BLUEBERRY WEEKLY SHIPMENT

Weekly Progress and Estimate



Source: SAG-ASOEX. Devised by iQonsulting

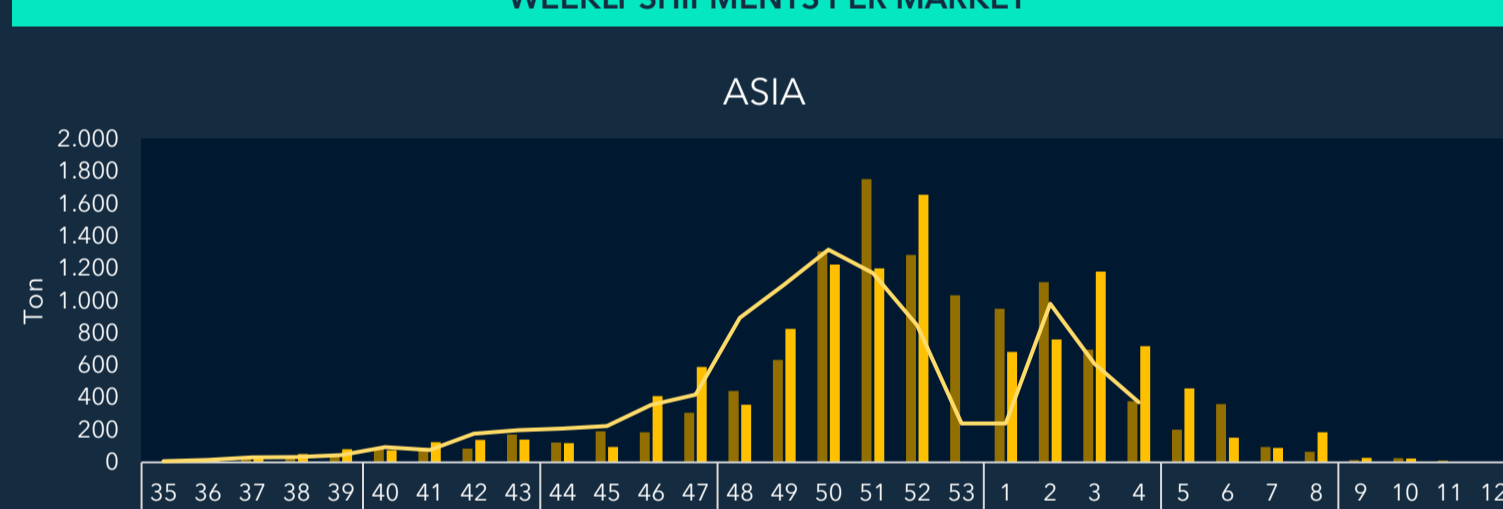
Accumulated weekly progress



Source: SAG-ASOEX. Devised by iQonsulting

WEEKLY SHIPMENTS PER MARKET

ASIA



Source: SAG-ASOEX. Devised by iQonsulting

USA



Source: SAG-ASOEX. Devised by iQonsulting

EUR. CONT.



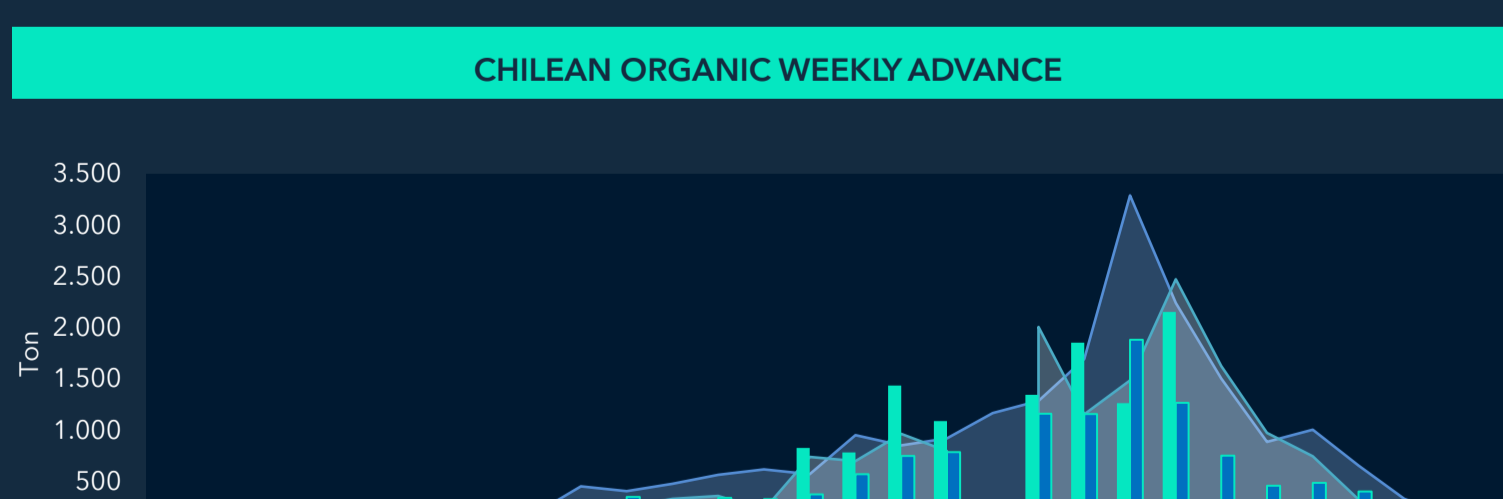
Source: SAG-ASOEX. Devised by iQonsulting

UK



Source: SAG-ASOEX. Devised by iQonsulting

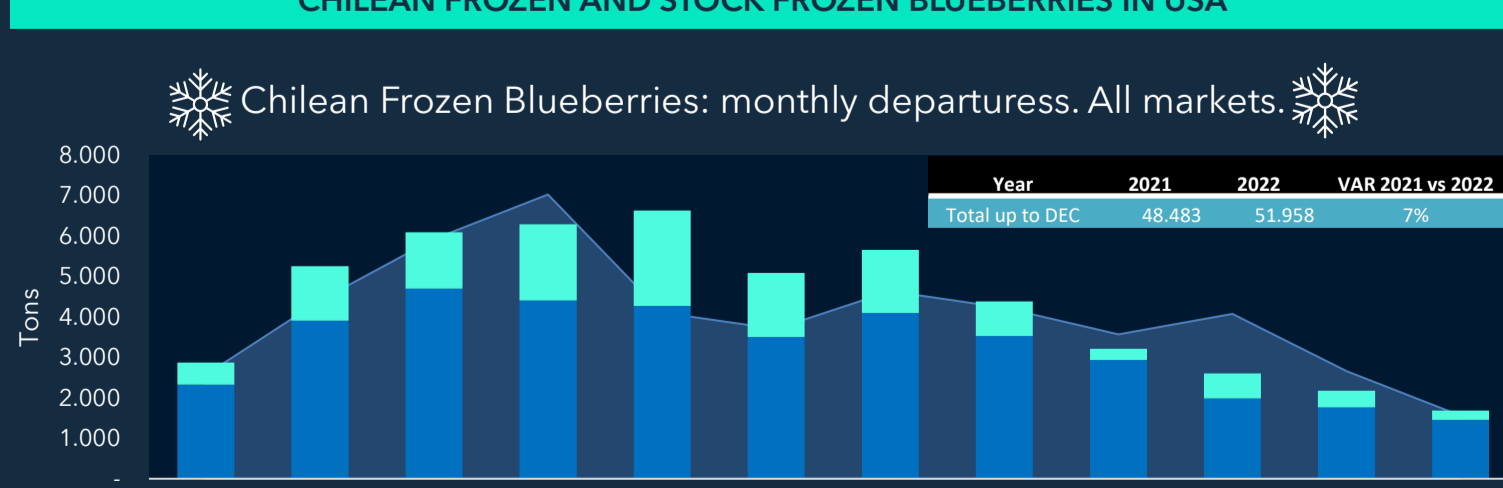
CHILEAN ORGANIC WEEKLY ADVANCE



Source: SAG-ASOEX. Devised by iQonsulting

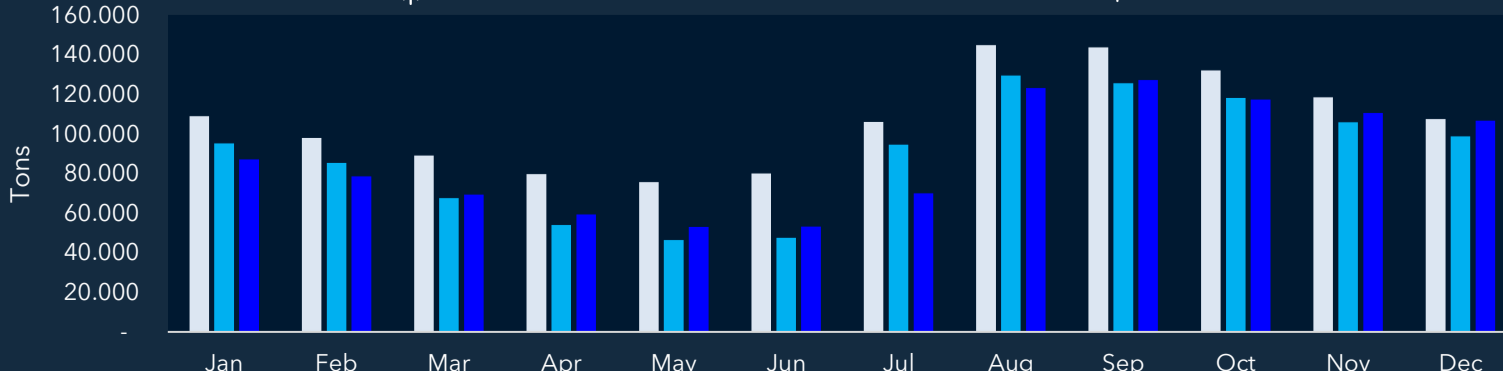
CHILEAN FROZEN AND STOCK FROZEN BLUEBERRIES IN USA

Chilean Frozen Blueberries: monthly departures. All markets



Source: ODEPA. Devised by iQonsulting

Stock frozen blueberries in USA



Source: USDA. Devised by iQonsulting