

# CHILEAN BLUEBERRY COMMITTEE CROP & EXPORTS REPORT

WEEK 45 (6 Nov th - Nov 12 th 2023)  
EDITED WEEK 46

Powered by iQonsulting

## EDITORIAL

En esta edición presentamos una revisión de la estimación de exportaciones de arándanos frescos de Chile para la presente temporada, la cual se sitúa en 76.500 toneladas. Esto es un 7 % menos que la estimación inicial y un 13% por debajo de lo exportado la temporada pasada.

Esta reestimación toma en consideración el efecto de las lluvias de inicios de noviembre y otros eventos climáticos asociados como heladas y granizos, además del impacto de las lluvias del 9,10 y 11 de noviembre.

En cuanto a la dinámica de salidas, tanto las exportaciones semanales como el estado de avance fenológico de las principales variedades del país, muestran un patrón similar al promedio de la últimas temporadas, lo que generaría un primer peak de volumen, de más de 5 mil toneladas, en la semana 49. En tanto que el período de mayores volúmenes, hasta de 8 mil toneladas semanales, sería entre las semanas 51 y 3.

Las exportaciones a la fecha muestran un crecimiento de 18% con respecto a la temporada pasada, donde la incursión de nuevas variedades y fuerte exclusión de variedades no recomendadas (grupo 3) marcan de la oferta chilena. Asimismo, los embarques aéreos han dominado las exportaciones a la fecha con 1.440 toneladas y un crecimiento de 170% mientras los embarques marítimos comienzan a incrementar y ya suman 495 toneladas, que es un 56% menos que lo despachado por esta vía a la misma fecha la temporada pasada.

In this edition we present an updated forecast of fresh blueberries exports from Chile for the current season, which stands at 76,500 tons. This is 7% less than the initial estimate and 13% below what was exported last season.

This estimate takes into consideration the effect of rains at the beginning of November and other associated climatic events such as frost and hail, in addition to the impact of the rains last weekend.

Regarding the dynamics of harvesting, both weekly exports and the phenological progress of the country's main varieties show a pattern similar to the average of recent seasons, which would generate a first volume peak of more than 5 thousand tons, in week 49. While the period of greatest volumes, with up to 8 thousand tons per week, would be between weeks 51 and 3.

Exports to date show a growth of 18% compared to last season, where the incursion of new varieties and strong exclusion of non-recommended varieties (group 3) dominate Chilean blueberry exports. Likewise, air shipments have lead the exports to date with 1,440 tons and a growth of 170%, while maritime shipments begin to increase and reaching a total 495 tons, which is 56% less than what was shipped by this route last season up to week 45.

## WEEKLY ADVANCE WEEK 45

Month	Week	Export Progress (Ton)					Total (Ton)			Export Progress vs Total estimated	Organic	
		USA	EUR. CONT.	UK	ASIA	OTHER	2023/24	2022/23	Accum 2023/24		Accum	Share %
Oct	42	90	-	-	147	7	244	227	909	1%	96	11%
Oct	43	216	-	-	60	3	283	289	1,188	1%	222	19%
Nov	44	232	-	4	51	14	301	331	1,489	2%	379	25%
Nov	45	276	45	9	110	15	456	476	1,945	3%	543	28%
Total to W-45 2023/24		892	56	13	944	40	1,945					
Total to W-45 2022/23		357	64	120	1,109	2	1,652					
Total to W-45 2021/22		823	2	55	893	0	1,773					
VAR 23/24 vs 22/23		150%	-13%	-89%	-15%	-	18%					
VAR 23/24 vs 21/22		8%	-	-	6%	-	10%					

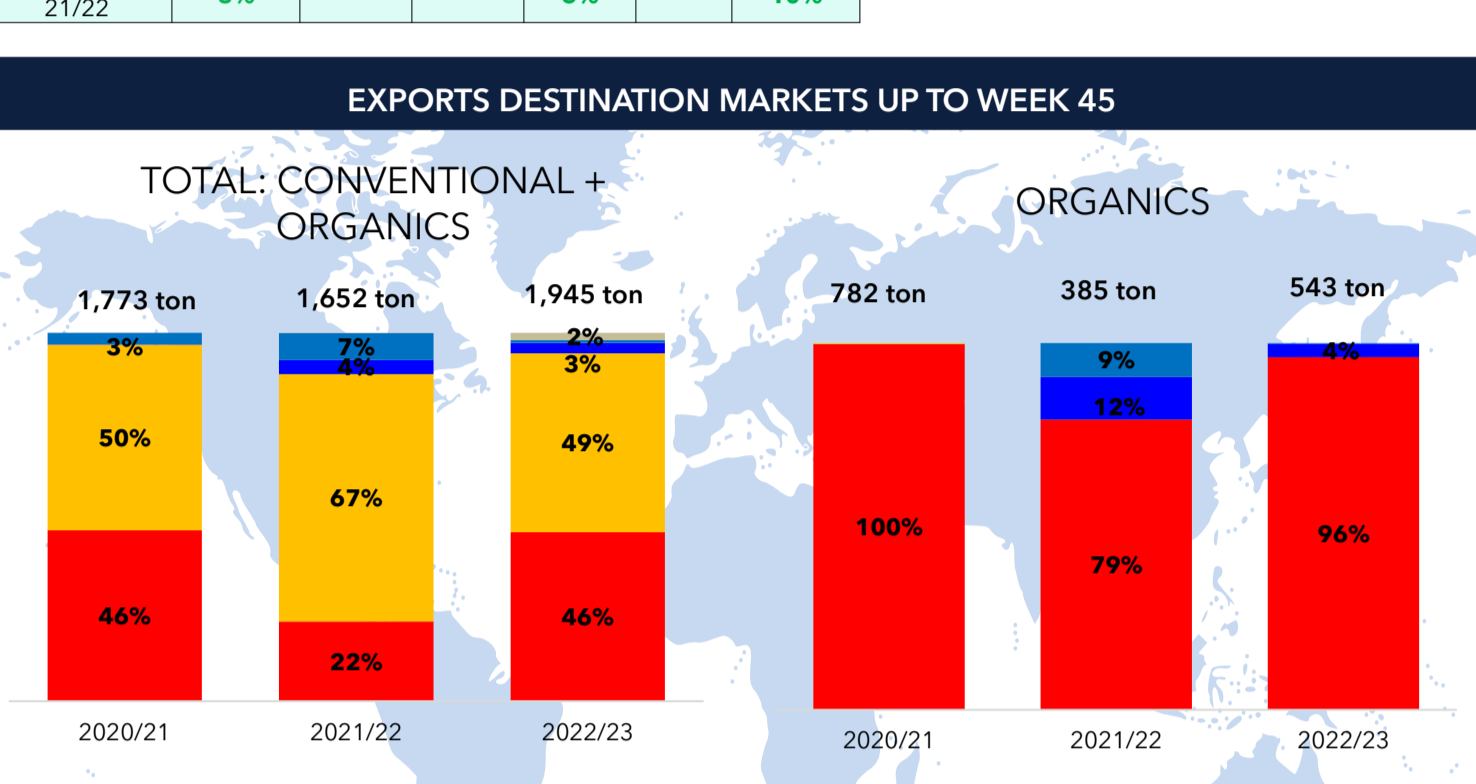


**-56%**  
495TON  
SEA FREIGHT

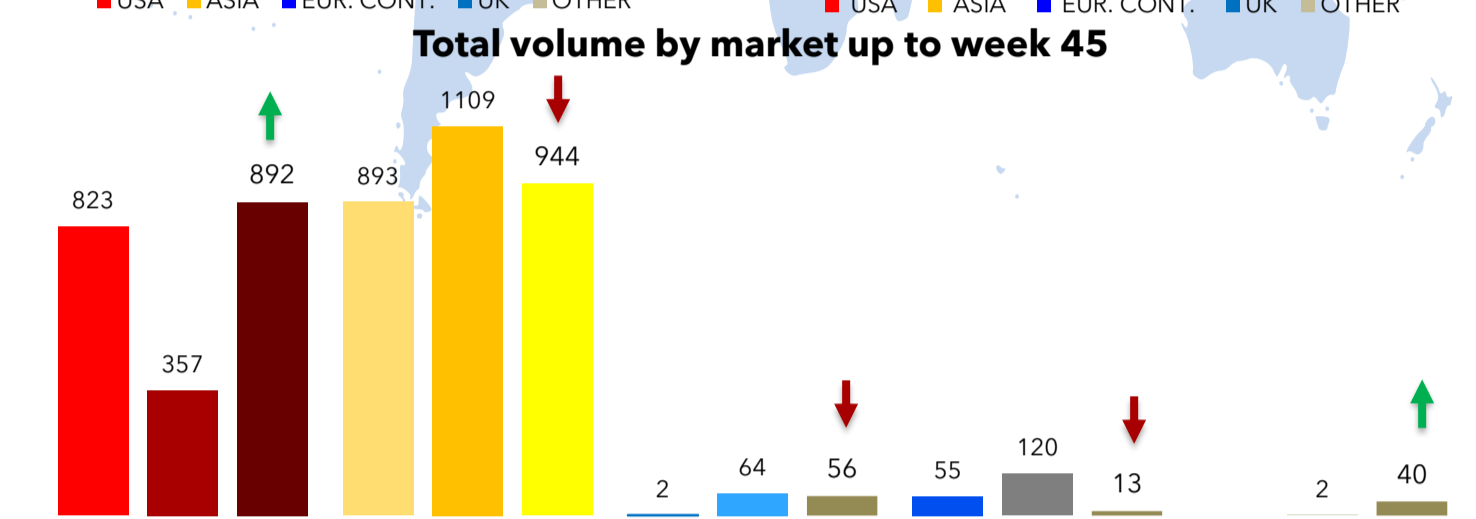


**170%**  
1,440  
TON  
AIR

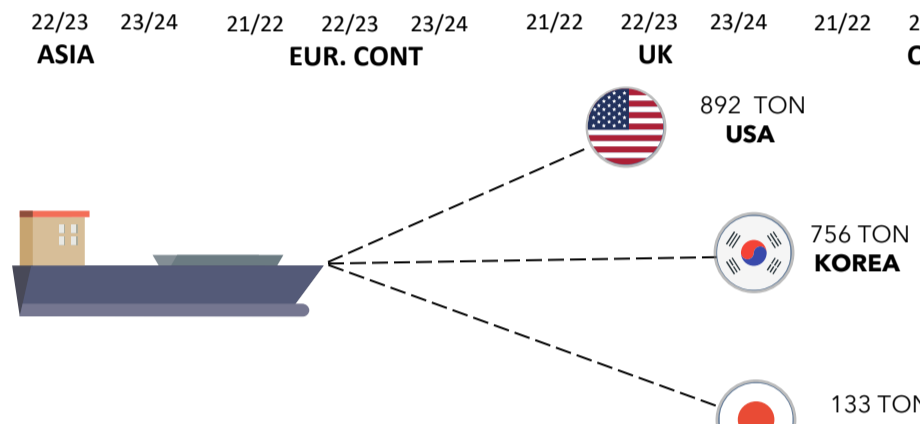
## EXPORTS DESTINATION MARKETS UP TO WEEK 45



## Total volume by market up to week 45

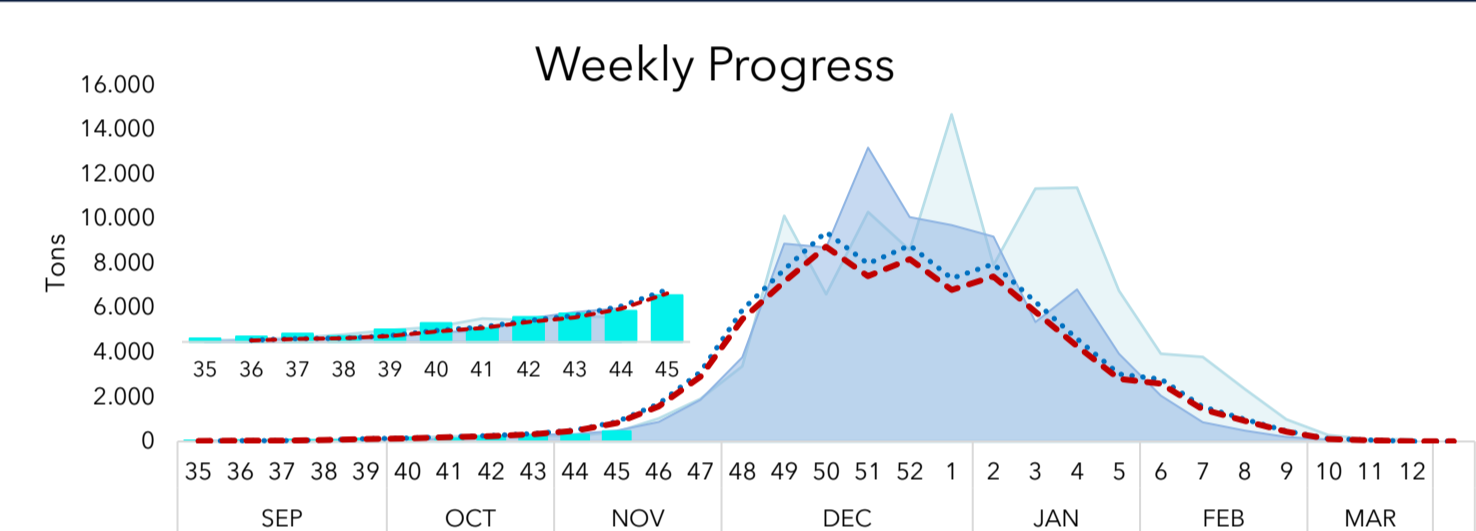


## TOP 3 Destination Countries up to week 45

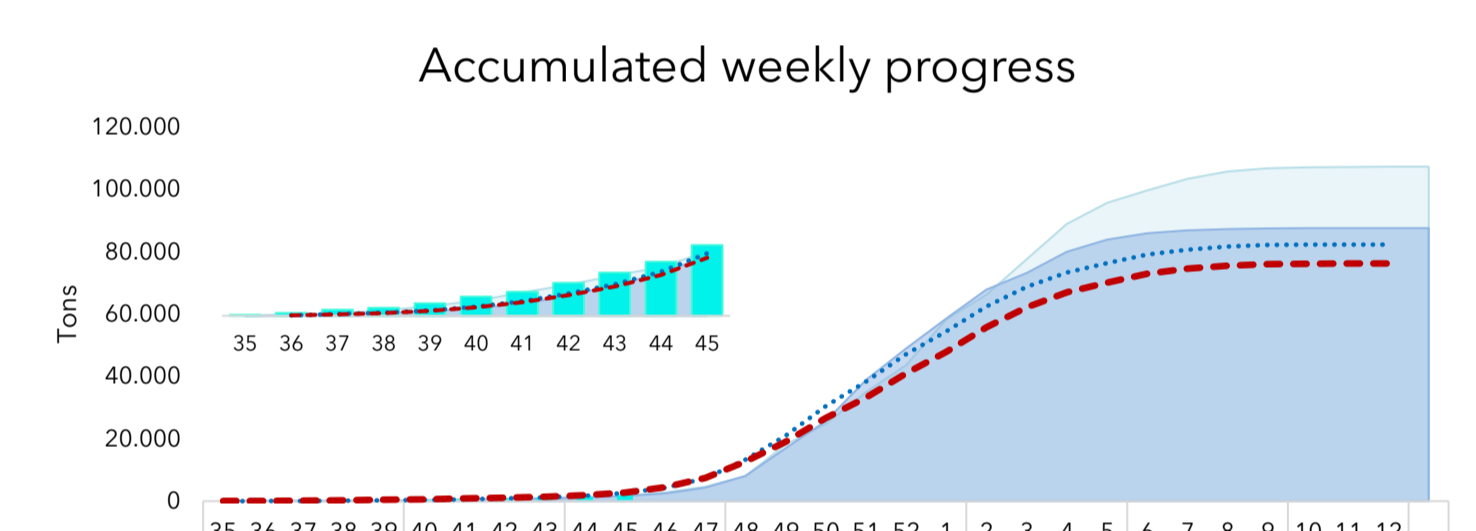


## FRESH BLUEBERRY WEEKLY SHIPMENTS

### Weekly Progress

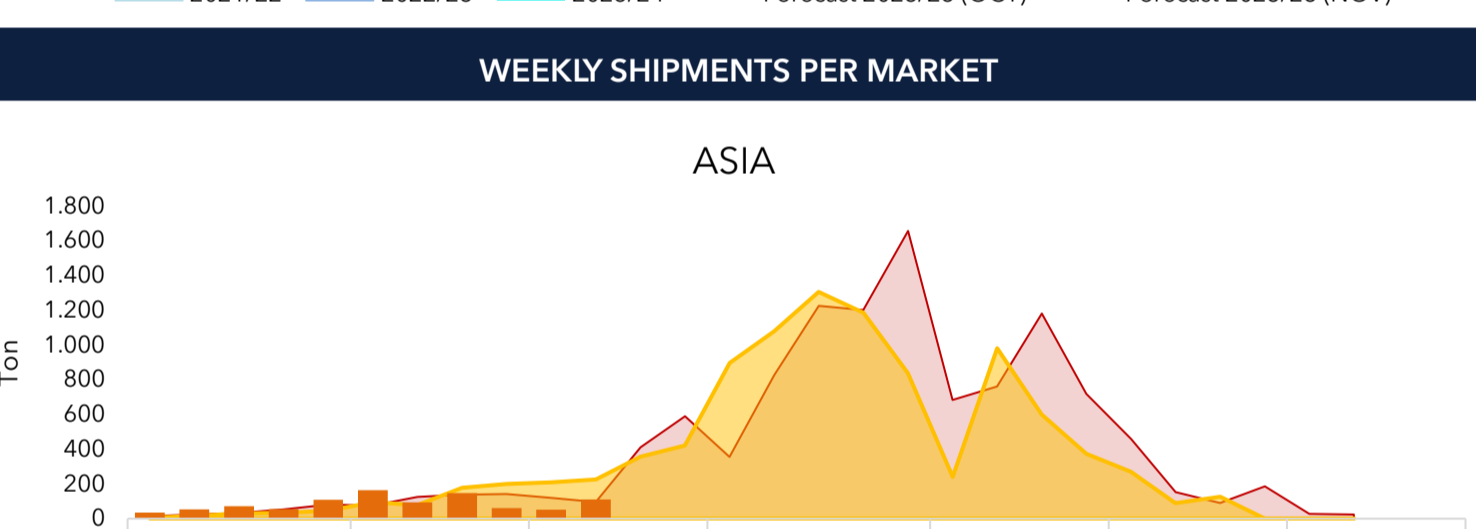


### Accumulated weekly progress

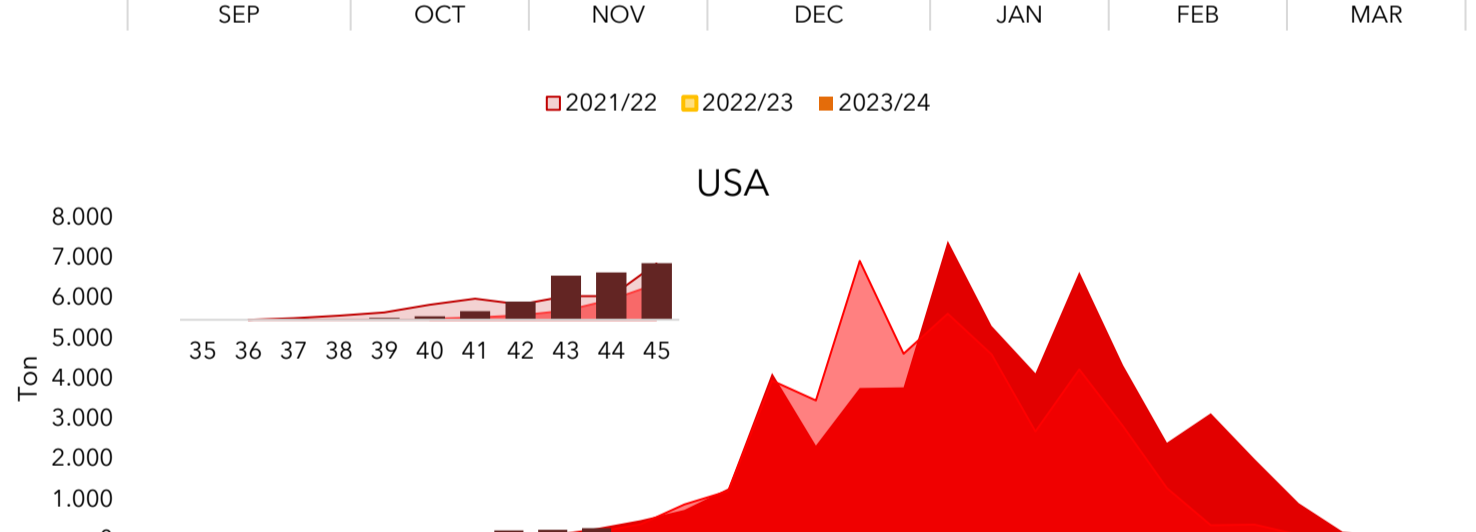


## WEEKLY SHIPMENTS PER MARKET

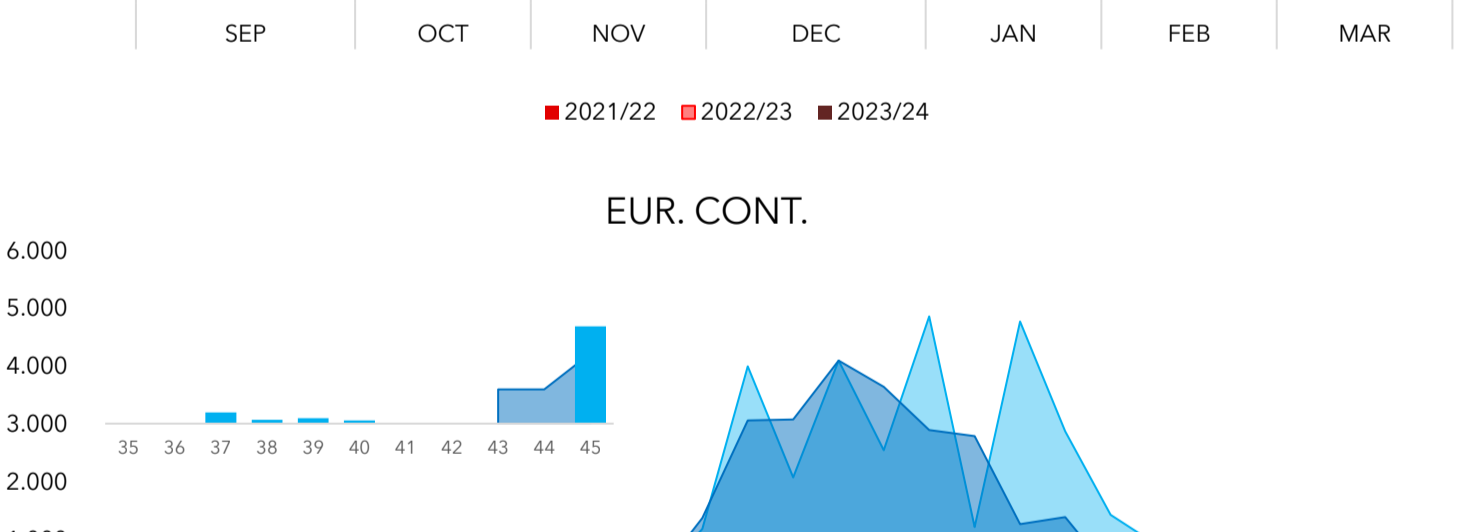
### ASIA



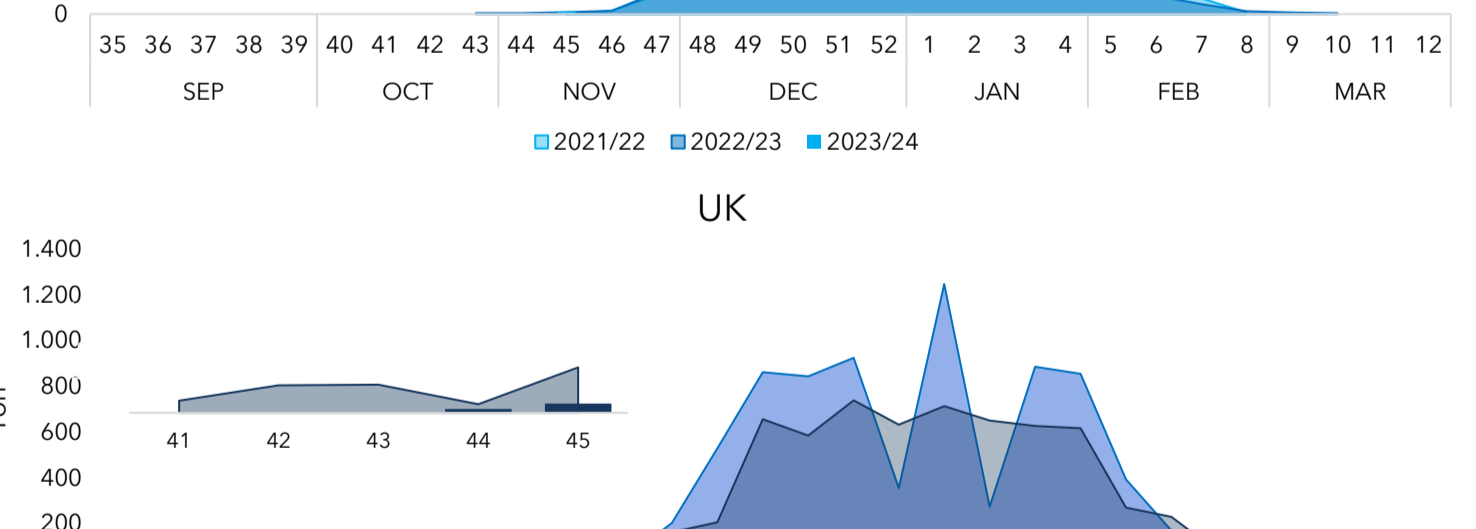
### USA



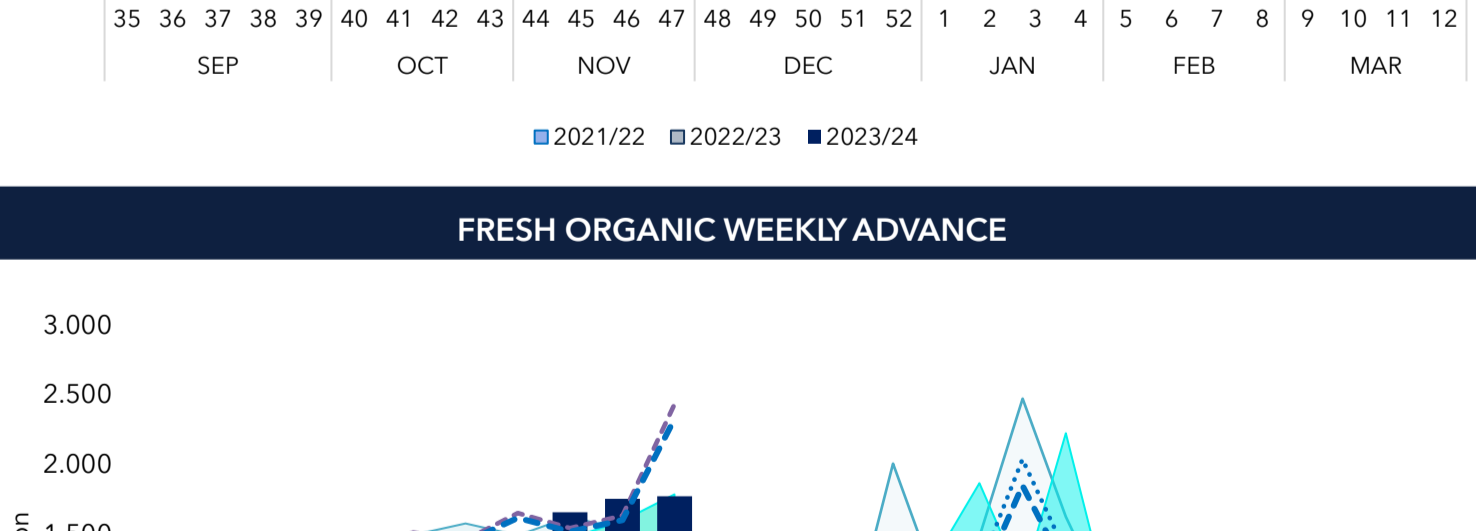
### EUR. CONT.



### UK



## FRESH ORGANIC WEEKLY ADVANCE

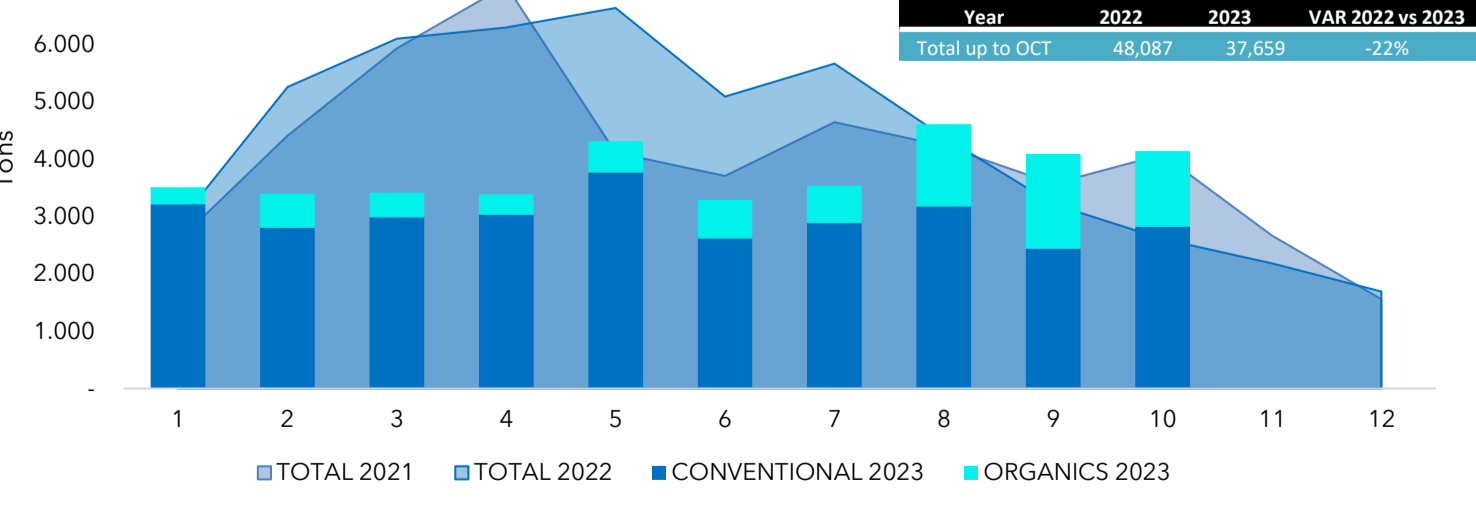


## FROZEN BLUEBERRIES SHIPMENTS

### Monthly shipments. All markets.



### Stock frozen blueberries in USA



Source: USDA, iQonsulting